



1

# **NASARAWA STATE GOVERNMENT OF NIGERIA**

# 2021 Citizens' Budget

“BUDGET OF ECONOMIC RECUPERATION”

2021  
BUDGET  
SIZE

NASARAWA STATE GOVERNMENT APPROVED

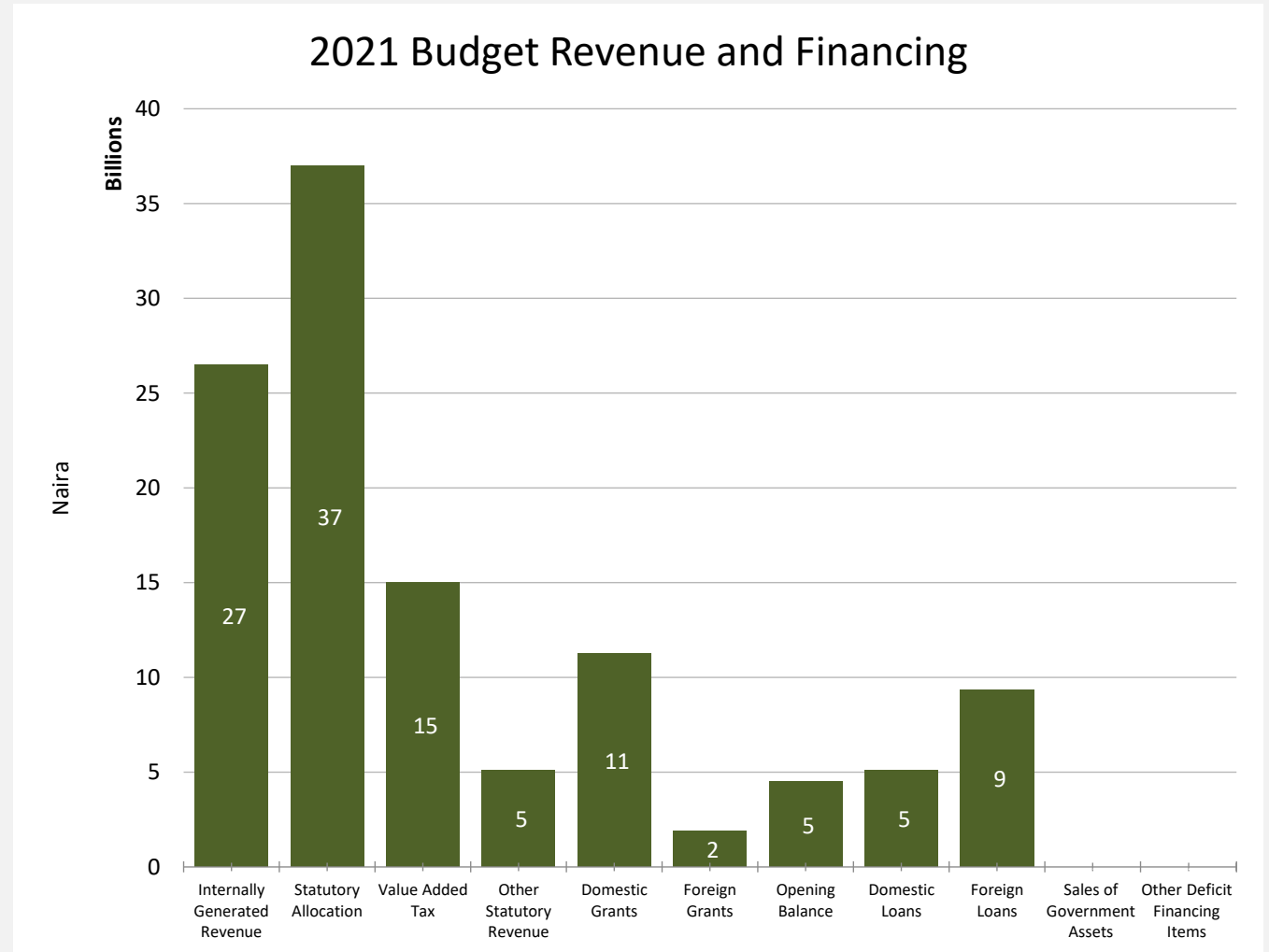
**₦115,722,814,643**

for FY 2021

# Where will the money come from?

Nasarawa State Government planned to get its revenue from the following sources:

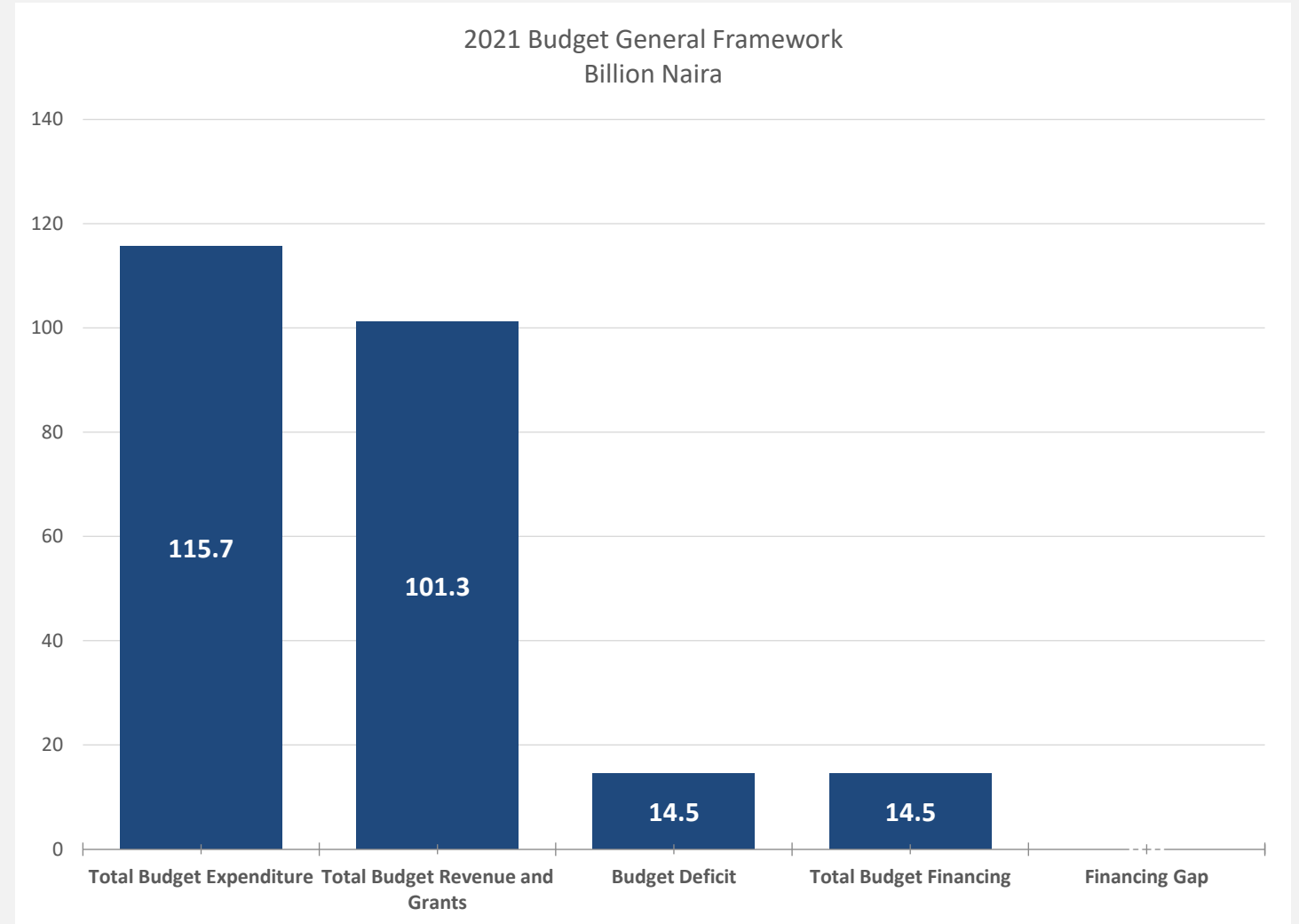
Internally Generated Revenue-	N26,513,803,360.89
Statutory Allocation	- N37,000,000,000
Value Added Tax	- N15,000,000,000
Other Statutory Revenue	
(Exchange Gain & Special Allocation)	- N5,100,000,000
Domestic Aids & Grants	- N11,245,000,000
Foreign Aids & Grants	- N1,902,000,000
Opening Balance	- N4,506,208,019.84
Domestic Loans	- N5,101,500,000
External Loans	- N9,354,298,162.27



## Where will the money come from?

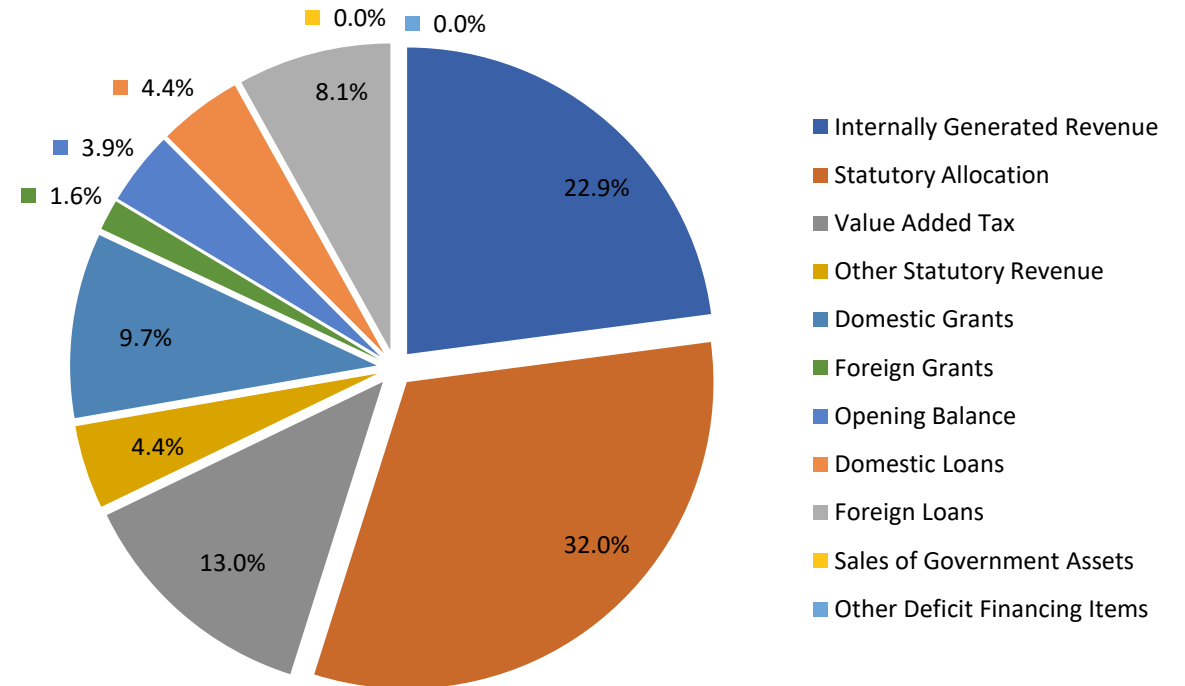
Majority of revenue will come from statutory allocation (NGN 37 billion), IGR (NGN 26.5 billion) and VAT (NGN 15 billion)

NGN14.5 billion deficit  
Financing is coming from Domestic & External loans.



# REVENUE SOURCES IN PERCENTAGE (%)

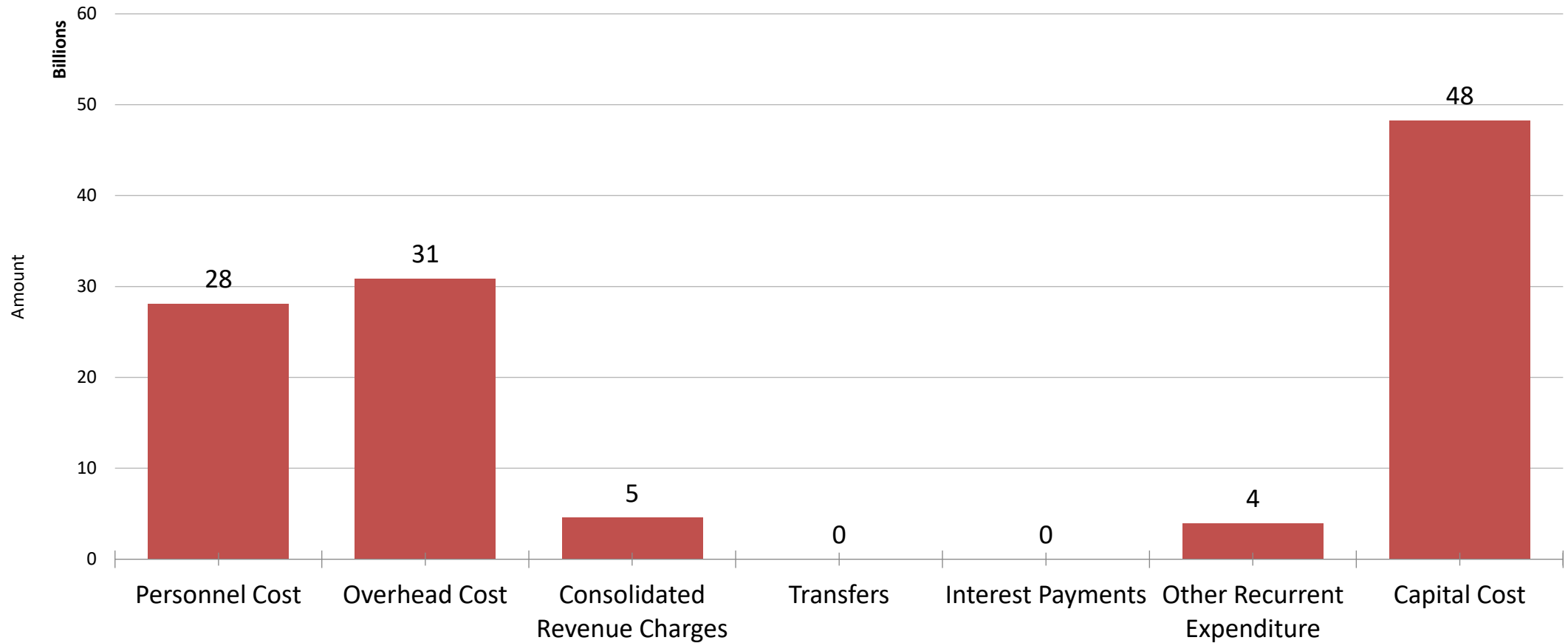
2021 Budget Revenue and Financing



## Where does the money go?

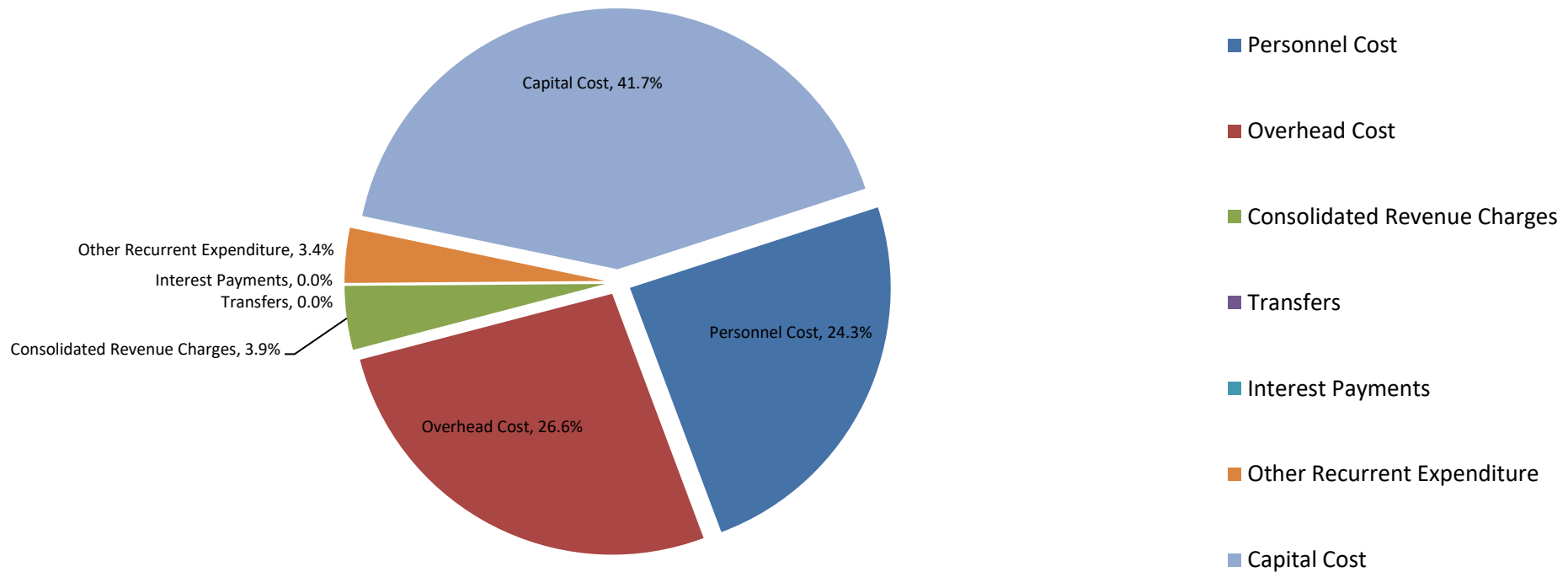
Expenditure is how the government plans to spend, on behalf of the citizens, according to the resources it manages. Government expenditure has two main categories: **Recurrent** and **Capital Expenditure**.

## 2021 Budgeted Expenditure



# Where does the money go?

Expenditure type as % of total 2021 budget





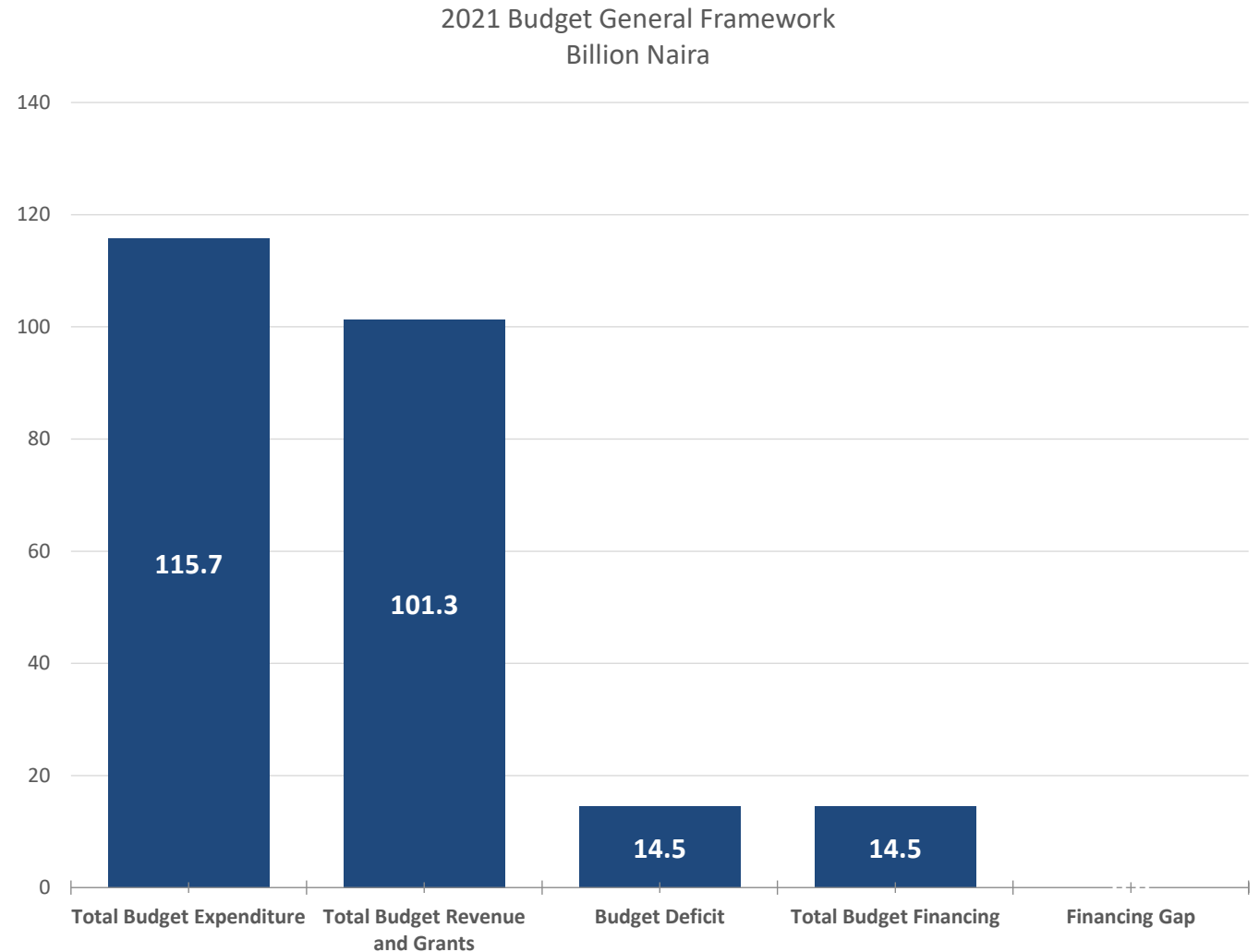
**Nasarawa State Government  
planned to spend NGN 115.72  
billion.**

**Out of this amount, NGN 101.3  
billion will be sourced from  
revenue and grants, which  
results in NGN 14.5 billion  
budget deficit.**

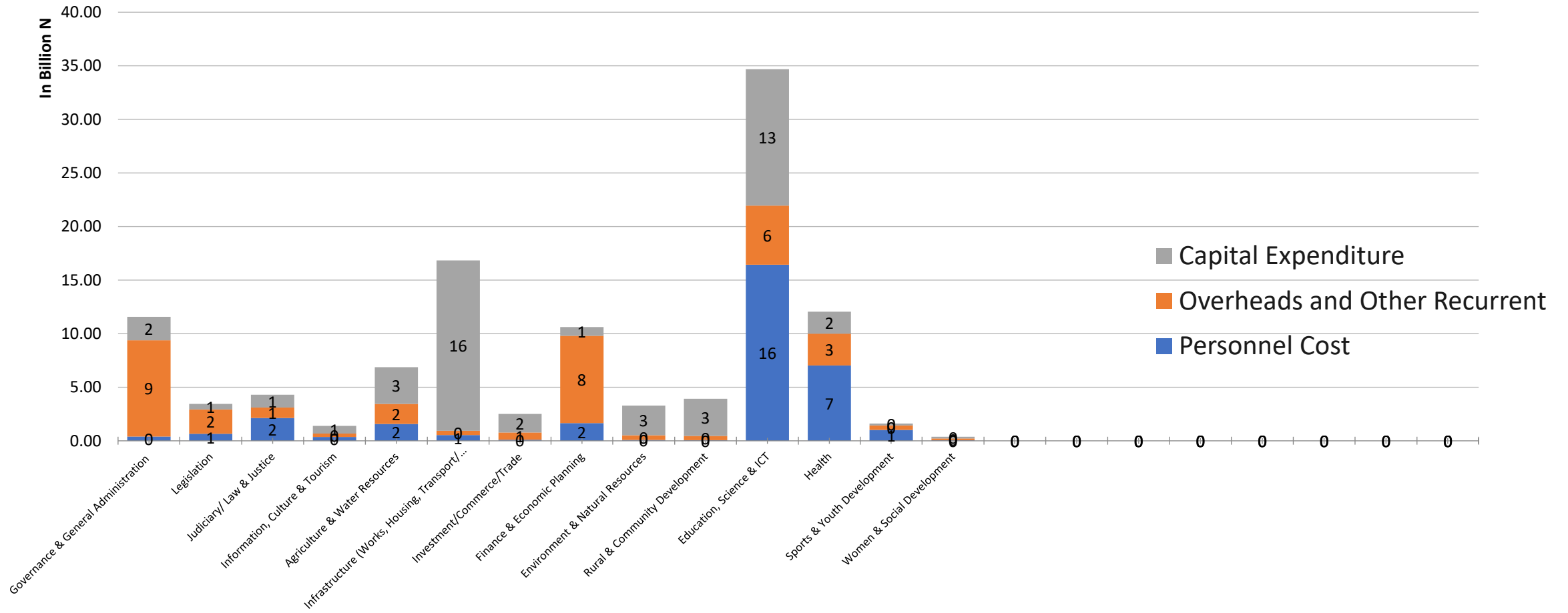
**The deficit will be resolved by  
NGN 14.5 billion of total  
financing.**

## General Fiscal Framework

9

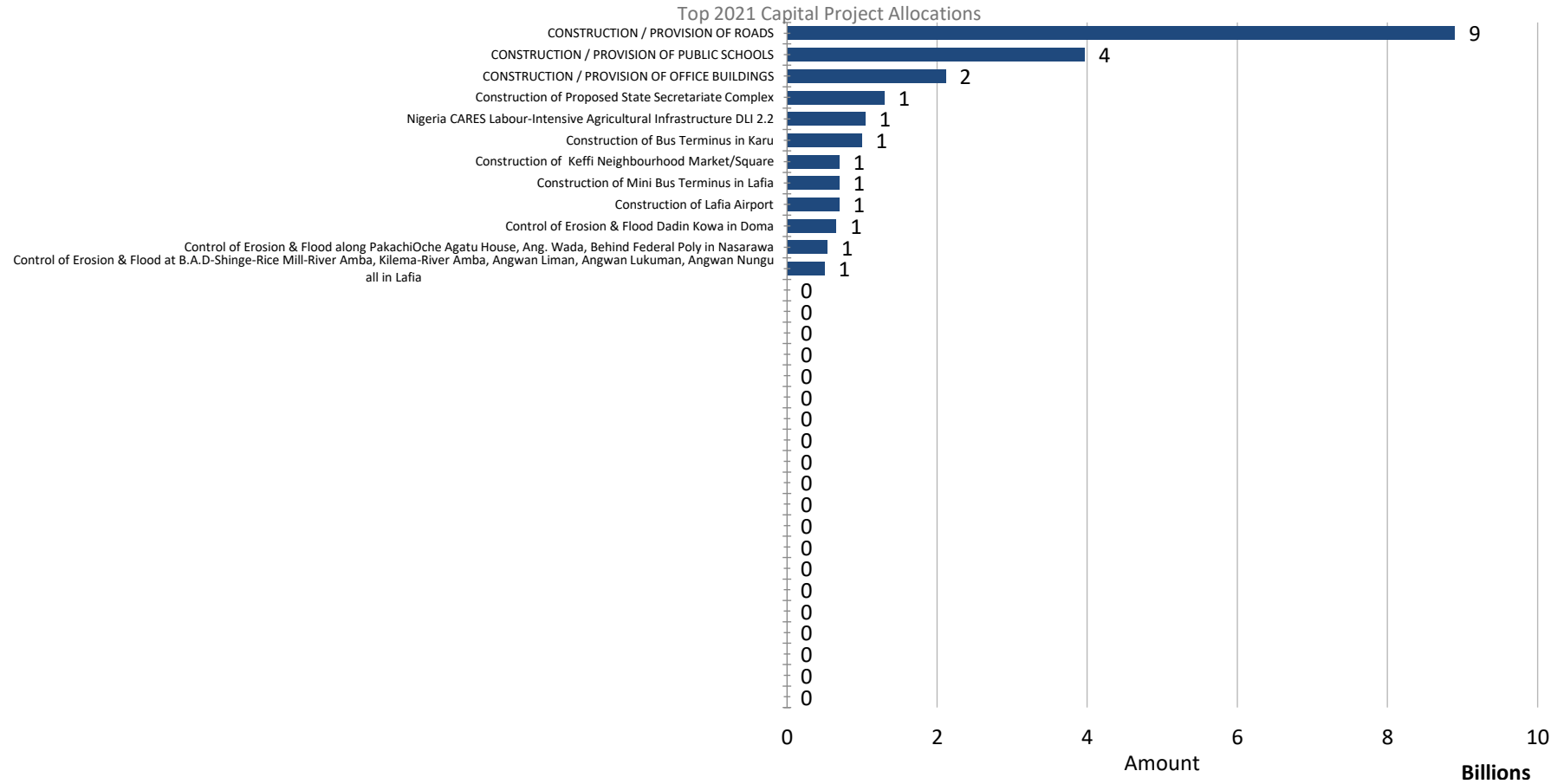


## 2021 MDA Budgeted Expenditure Allocation



# Top capital projects

Highest-value capital projects for 2021. Their total comprises 19.13% of the total budget for the year.



# KEY ALLOCATIONS



**Governance & General  
Admin N18.6b**



**Legislation N3.4b**



**Information,  
Culture & Tourism N1.4b**



**Finance &  
Investment N2.5**



**Airport N0.7b**



**Road  
Construction N8.9b**



**Water Supply N1.1b**



**Education,  
Science & ICT N34.7b**



**Pension &  
Gratuity N3.2b**



**Lands & Physical  
Planning N4.5b**



**Building  
Construction N2.1b**



**Agriculture  
N5.8b**



**Law & Justice  
N4.3b**



**Health N12b**

# COVID-19 EXPENDITURES



Nasarawa State Government planned to spend a Total of **N10,912,924,000** for COVID-19 in the 2021 Budget. This consists of:

COVID-19 Capex	-	9,757,174,000
COVID-19 Recurrent-		1,155,750,000

This represents 9.43% of the total Budget size

# COVID-19 DETAIL EXPENDITURES

Admin Code	Project Description	2020 Revised Budget	2020 Performance January to September	2021 Approved Budget	Admin	Economic	Function
011100800100	Purchase of 1 No. Ambulance	20,000,000.00	0.00	20,000,000.00	State Emergency Management Agency	PURCHASE OF HEALTH / MEDICAL EQUIPMENT	General Personnel Services
011100800100	Purchase of Relief Materials	60,000,000.00	6,425,000.00	40,000,000.00	State Emergency Management Agency	PURCHASE OF SECURITY EQUIPMENT	General Personnel Services
011100800100	Construction of Warehouses	0.00	0.00	10,000,000.00	State Emergency Management Agency	CONSTRUCTION OF WARE HOUSE	General Personnel Services
052100100100	Equipping of Hospitals in the State for Emergency Reponse (COVID-19 & Others)	1,500,000,000.00	2,500,000.00	200,000,000.00	Ministry of Health	PURCHASE OF HOSPITAL EQUIPMENTS	General Medical Services
052100100100	Equipping/Shelving of Central Medical Store	12,000,000.00	0.00	20,000,000.00	Ministry of Health	PURCHASE OF HEALTH / MEDICAL EQUIPMENT	General Medical Services
052100100100	Construction of COVID-19 Surveillance Quarantine & Isolation Centre	800,000,000.00	86,883,113.32	150,000,000.00	Ministry of Health	CONSTRUCTION / PROVISION OF HOSPITALS / HEALTH FACILITIES	General Medical Services
052100100100	Construction and Equipping of Government House Clinic	0.00	0.00	100,000,000.00	Ministry of Health	CONSTRUCTION / PROVISION OF HOSPITALS / HEALTH FACILITIES	General Medical Services
052100100100	Construction of Research Laboratory and Outbreak Control	650,000,000.00	247,423,991.76	260,000,000.00	Ministry of Health	CONSTRUCTION/PROVISION OF LABORATORY	General Medical Services
052100100100	Upgrading of General Hospitals across the State	100,000,000.00	0.00	80,000,000.00	Ministry of Health	REHABILITATION / REPAIRS - HOSPITAL / HEALTH CENTRES	General Medical Services
052100300100	Procurement of Equipment for PHC Facilities	40,000,000.00	0.00	150,000,000.00	Primary Healthcare Development Agency	PURCHASE OF HEALTH / MEDICAL EQUIPMENT	Specialized Medical Services
052100300100	Renovation of PHC Facilities	0.00	0.00	150,000,000.00	Primary Healthcare Development Agency	REHABILITATION / REPAIRS - HOSPITAL / HEALTH CENTRES	Specialized Medical Services
052110100100	Purchase of Hospital Beds & Other Equipment	0.00	0.00	50,000,000.00	Dalhau Araf Specialist Hospital	PURCHASE OF HEALTH / MEDICAL EQUIPMENT	Specialized Medical Services
022900100100	Construction of Mararaba-Udege Road	1,093,381,389.07	660,911,799.63	1,000,000,000.00	Ministry of Works, Housing & Transport	CONSTRUCTION / PROVISION OF ROADS	Construction
022900100100	Construction of Doma-Agbashi-Akpatta-Akpanaja-Benue Border	0.00	0.00	500,000,000.00	Ministry of Works, Housing & Transport	CONSTRUCTION / PROVISION OF ROADS	Construction
022900100100	Construction Keana-Abuni Road (25.5km)	12,500,000.00	0.00	50,000,000.00	Ministry of Works, Housing & Transport	CONSTRUCTION / PROVISION OF ROADS	Construction
022900100100	Construction of Kadarko-Kwara Road (16km)	8,500,000.00	0.00	50,000,000.00	Ministry of Works, Housing & Transport	CONSTRUCTION / PROVISION OF ROADS	Construction
022900100100	Construction of Kwandere-Keffi Road (65km)	350,000,000.00	358,086,299.71	500,000,000.00	Ministry of Works, Housing & Transport	CONSTRUCTION / PROVISION OF ROADS	Construction
022900100100	Construction of Sisinbaki-Farin Ruwa Road	1,000,000,000.00	748,579,349.81	1,300,000,000.00	Ministry of Works, Housing & Transport	CONSTRUCTION / PROVISION OF ROADS	Construction
022900100100	Construction of Idadu-Agbashi Road (24km)	0.00	0.00	500,000,000.00	Ministry of Works, Housing & Transport	CONSTRUCTION / PROVISION OF ROADS	Construction
022900100100	Construction of Nasarawa - Ara Road (14km)	0.00	0.00	500,000,000.00	Ministry of Works, Housing & Transport	CONSTRUCTION / PROVISION OF ROADS	Construction
022900100100	Rehabilitation of Moroa-Gudi Road	0.00	0.00	300,000,000.00	Ministry of Works, Housing & Transport	REHABILITATION / REPAIRS - ROADS	Construction
021510200100	Nigeria CARES Labour-Intensive Agricultural Infrastructure DLI 2.2	0.00	0.00	1,046,000,000.00	Nasarawa Agricultural Development Programme (NADP)	PURCHASE OF AGRICULTURAL EQUIPMENT	Agriculture
021510200100	Nasarawa CARES Agricultural Assets for Production DLI 2.3	0.00	0.00	243,750,000.00	Nasarawa Agricultural Development Programme (NADP)	PURCHASE OF AGRICULTURAL EQUIPMENT	Agriculture
021510200100	Purchase of Farm Agro-Chemicals/Herbicides	8,000,000.00	0.00	20,424,000.00	Nasarawa Agricultural Development Programme (NADP)	PURCHASE OF AGRICULTURAL EQUIPMENT	Agriculture

# COVID-19 DETAIL EXPENDITURES (Cont)

15

Admin Code	Project Description	2020 Revised Budget	2020 Performance January to September	2021 Approved Budget	Admin	Economic	Function
016100100100	Special Projects	400,000,000.00	1,200,390,248.05	600,000,000.00	Office of the Secretary to the State Government	CONSTRUCTION / PROVISION OF ROADS	Executive Organ and Legislative Organs
021500100100	Purchase of 10No. Tractors	0.00	0.00	100,000,000.00	Ministry of Agriculture & Water Resources	PURCHASE OF FORESTRY EQUIPMENT	Agriculture
021500100100	Purchase of Buffer Grains & Chemicals/Palliatives for COVID-19 Response	700,000,000.00	0.00	50,000,000.00	Ministry of Agriculture & Water Resources	PURCHASE OF RESIDENTIAL BUILDINGS	Agriculture
021500100100	Purchase of Assorted Fertilizers (NPK, UREA, SSP)	250,000,000.00	104,130,000.00	201,000,000.00	Ministry of Agriculture & Water Resources	PURCHASE OF INCUBATOR/STERILIZER	Agriculture
021500100100	Purchase of Agro-Chemicals & Equipment (COVID-19 Response)	202,000,000.00	87,193,330.00	50,000,000.00	Ministry of Agriculture & Water Resources	PROCUREMENT OF BEDS & MATTRESSES	Agriculture
021500100100	PEWASH Capital Allocation	0.00	0.00	250,000,000.00	Ministry of Agriculture & Water Resources	CONSTRUCTION / PROVISION OF HOSPITALS / HEALTH FACILITIES	Agriculture
021500100100	Construction of Solar Powered Boreholes Across the 13 LG/DA	0.00	0.00	200,000,000.00	Ministry of Agriculture & Water Resources	DRILLING OF BOREHOLES	Agriculture
055105700100	Nigeria CARES Public Works DLI 1.2	0.00	0.00	251,000,000.00	Community & Social Development Agency (CSDA)	CONSTRUCTION / PROVISION OF OFFICE BUILDINGS	General Personnel Services
055105700100	Nigeria CARES Basic Service Infrastructure DLI 1.4	0.00	0.00	815,000,000.00	Community & Social Development Agency (CSDA)	CONSTRUCTION / PROVISION OF OFFICE BUILDINGS	General Personnel Services
	<b>Total COVID-19 Capex</b>			<b>9,757,174,000.00</b>			
	<b>Total COVID-19 Recurrent</b>			<b>1,155,750,000.00</b>			
	<b>Total</b>			<b>10,912,924,000.00</b>			
	<b>Budget Size</b>			<b>115,722,814,543.00</b>			
	<b>% of COVID-19 Budget</b>			<b>9.43%</b>			

# CLIMATE CHANGE EXPENDITURES

16



The State also anticipates to tackle Challenges related to Climate Change with a budgetary provision of N4.35B

NASARAWA STATE CLIMATE CHANGE BUDGET 2021			
MDA	GOVERNMENT	EXTERNAL INTERVENTION	TOTAL CLIMATE APPROPRIATION
NASARAWA STATE MINISTRY OF ENVIRONMENT & NATURAL RESOURCES	591,000,000	2,216,387,700	2,807,387,700
NASARAWA STATE WASTE MANAGEMENT BUREAU	288,000,000	-	288,000,000
MINISTRY OF AGRICULTURE & WATER RESOURCES/PEWASH	169,500,000	-	169,500,000
NASARAWA ELECTRICITY POWER AGENCY (NaEPA)	305,000,000	-	305,000,000
NASARAWA STATE ENVIRONMENTAL PROTECTION AGENCY (NASEPA)	64,500,000	-	64,500,000
NASARAWA AGRICULTURAL DEVELOPMENT PROGRAMME (NADP)	30,600,000	-	30,600,000
STATE EMERGENCY MANAGEMENT AGENCY	670,750,000	-	670,750,000
SUSTAINABLE DEVELOPMENT GOALS (SDGs)	10,000,000	-	10,000,000
<b>TOTAL CLIMATE CHANGE ALLOCATION</b>	<b>2,129,350,000</b>	<b>2,216,387,700</b>	<b>4,345,737,700</b>



- Budget:** - A budget is a document that contains details about how the government plans to spend our communal wealth – the taxpayers' money
- Citizens' Budget-** This is a simpler, less technical version of a government's budget specifically designed to present key information that is understandable by the general public
- Grants:** - A grant is one of the government's source of funds for funding ideas and projects to provide public services, stimulate the economy, and benefit the general public. Grants could be either from foreign or domestic and is normally provided for a specific project and set of expenditures. Grants are not borrowing/loans so do not need to be paid back after it has been used for the intended project and set of expenditures.
- Loans:** -Loans are source of funds for the government to finance the budget. Government borrows to finance its annual budget generally when revenues and grants are not enough to fund all the expenditures in the budget. Loans could be domestic and or foreign sources. Loans can be for a specific project or set of expenditures or could be used to finance the general budget expenditures
- Revenue:** - Revenue is all the amount of money the government believes it will collect during the year from recurring taxes, levies and fees; this refers to money collected on behalf of citizens
- Expenditure:** -This is how the government plans to spend, on behalf of the citizens, according to the resources it manages. Government expenditure has two main categories: **Recurrent** and **Capital Expenditure**
- Recurrent Expenditure:** Refers to recurring payments: wages and salaries for civil servants; overhead costs (electricity bills, purchase of diesel); consolidated revenue account charges; transfers (to local government, for example); interest payments on existing loans; and other subsidies.
- Personnel Cost:-** This include salaries, allowances and other benefits that Government pays to its workers (Civil /Public servants)
- Overhead Cost:-** These are any regular expenses which are not paid directly to a civil servant or other government workers, including amounts billed directly to customers. Overheads must be paid for regularly. Examples are electricity bills, water bills, the buying of diesel for generators, or the money spent on travelling during work, by civil servants.
- Capital Expenditure:** Capital Expenditure is money spent by government to acquire or build fixed capital assets, land or intangible assets. Capital Expenditure is how much is used for projects like the building of schools, hospitals, roads, or buying security equipment. Capital Expenditure is sometimes called "**Capex.**"
- Budget Deficit -** This is generally the difference between what the government intends to spend on expenditures and the revenue generation capacity. A deficit occurs when the expenditure figure is higher than the revenue and grants figure
- Budget Financing -** This is the summation of all the financing the government intends to raise through borrowing/loans (domestic and foreign), sales of government assets or other deficit financing items.
- MDAs** -Ministries, Departments and Agencies of Government

## Appendix A Loans & Borrowing to Finance Deficit

<b>Nasarawa State Budget 2021</b>		
<b>Budget Title: Budget of Economic Recuperation</b>		
<b>How will the Government source the loans:</b>		
<b>Domestic Loans</b>	<b>2021 Budget Target</b>	
<b>Project/Institution</b>	<b>Amount Naira</b>	<b>Amount Naira Billion</b>
Domestic Loan from Commercial Bank	1,000,000,000	1.00
Nigeria Post COVID-19 Action Recovery & Economic S	4,101,500,000	4.10
<b>Total Domestic Loans</b>	<b>5,101,500,000.00</b>	<b>5.10</b>
<b>Foreign Loans</b>	<b>2021 Budget Target</b>	
<b>Project/Insitution</b>	<b>Amount Naira</b>	<b>Amount Naira Billion</b>
CSDA	0	0.00
Nigeria Erosion & Water Shed Management Project (N	9,004,298,162	9.00
ANRiN	350,000,000	0.35
		0.00
		0.00
		0.00
		0.00
<b>Total Foreign Loans</b>	<b>9,354,298,162</b>	<b>9,354.30</b>

## Appendix B Revenue Sources

Nasarawa State Budget 2021			
Budget Title: Budget of Economic Recuperation			
Where will the money come from?			
Budget Resource Envelope (Source of Funds)		2021 Budget Target	2021 Percentage of Total Sources of Funds
<b>Revenue</b>	Internally Generated Revenue	26,513,808,361	22.9%
	Statutory Allocation	37,000,000,000	32.0%
	Value Added Tax	15,000,000,000	13.0%
	Other Statutory Revenue	5,100,000,000	4.4%
<b>Grant</b>	Domestic Grants	11,275,000,000	9.7%
	Foreign Grants	1,872,000,000	1.6%
<b>Opening Balance</b>	Opening Balance	4,506,208,020	3.89%
<b>Total Revenue, Grant (including Opening Balance)</b>		<b>101,267,016,381</b>	<b>87.5%</b>
<b>Budget Financing</b>	Domestic Loans	5,101,500,000	4.4%
	Foreign Loans	9,354,298,162	8.1%
	Sales of Government Assets	-	0.0%
	Other Deficit Financing Items	-	0.0%
<b>Total Budget Financing</b>		<b>14,455,798,162</b>	<b>12.5%</b>
<b>Total Budget Revenue and Financing</b>		<b>115,722,814,543</b>	<b>100.0%</b>

## Appendix C

### Summary of Expenditure

Nasarawa State Budget 2021				
Budget Title: Budget of Economic Recuperation				
Expenditure: Where does the Money go?				
Expenditure	2021 Budget Target	2021 Percentage of Total Budgeted Expenditure	Previous Year Target	Previous Year Actual
<b>Recurrent Expenditure</b>				
Personnel Cost	28,113,970,348	24.3%	16,284,521,237.10	16,323,390,864.96
Overhead Cost	30,827,783,612	26.6%	14,594,606,604.70	12,653,164,130.52
Consolidated Revenue Charges	4,566,805,658	3.9%	2,664,826,647.40	1,641,772,077.84
Transfers	0	0.0%	0	0
Interest Payments	0	0.0%	0	0
Other Recurrent Expenditure	3,929,200,000	3.4%	3,467,792,420.00	2,752,435,712.73
<b>Total Recurrent Expenditure</b>	<b>67,437,759,617</b>	<b>58.3%</b>	<b>37,011,746,909</b>	<b>33,370,762,786</b>
<b>Total Capital Expenditure</b>	<b>48,285,054,926</b>	<b>41.7%</b>	<b>25,956,601,230.17</b>	<b>20,093,491,935.84</b>
<b>Total Expenditure</b>	<b>115,722,814,543</b>	<b>100.0%</b>	<b>62,968,348,139</b>	<b>53,464,254,722</b>

## Appendix D Sectoral Allocations

Nasarawa State Budget 2021						
Budget Title: Budget of Economic Recuperation						
2021 Budget Target						
Top Sector/Ministry Allocation	Personnel Cost	Overheads and Other Recurrent	Recurrent Expenditure	Capital Expenditure	Total Expenditure	Percentage of Total Budgeted Expenditure
Governance & General Administration	404,758,627	8,983,289,000	9,388,047,627	2,188,600,000	11,576,647,627	10.0%
Legislation	655,034,771	2,276,960,000	2,931,994,771	513,000,000	3,444,994,771	3.0%
Judiciary/ Law & Justice	2,134,055,150	974,546,000	3,108,601,150	1,187,442,600	4,296,043,750	3.7%
Information, Culture & Tourism	357,578,620	318,222,000	675,800,620	720,000,000	1,395,800,620	1.2%
Agriculture & Water Resources	1,578,468,716	1,857,945,000	3,436,413,716	3,444,174,000	6,880,587,716	5.9%
Infrastructure (Works, Housing, Transport/ Lands & Urban Development)	536,817,329	389,935,000	926,752,329	15,908,000,000	16,834,752,329	14.5%
Investment/Commerce/Trade	107,123,348	670,692,000	777,815,348	1,730,100,000	2,507,915,348	2.2%
Finance & Economic Planning	1,644,899,260	8,157,000,000	9,801,899,260	811,200,000	10,613,099,260	9.2%
Environment & Natural Resources	81,414,892	442,014,000	523,428,892	2,766,887,700	3,290,316,592	2.8%
Rural & Community Development	67,311,887	386,050,312	453,362,199	3,472,000,000	3,925,362,199	3.4%
Education, Science & ICT	16,438,479,173	5,521,978,300	21,960,457,473	12,717,418,834	34,677,876,306	30.0%
Health	7,031,568,728	2,969,949,000	10,001,517,728	2,051,681,792	12,053,199,520	10.4%
Sports & Youth Development	1,005,998,599	435,070,000	1,441,068,599	182,000,000	1,623,068,599	1.4%
Women & Social Development	69,002,534	157,645,000	226,647,534	144,000,000	370,647,534	0.3%
			0		0	0.0%
<b>Other MDA Expenditure</b>					<b>2,232,502,371</b>	<b>1.9%</b>
<b>Total (Except Other MDA Expenditure)</b>	<b>32,112,511,634</b>	<b>33,541,295,612</b>	<b>65,653,807,246</b>	<b>47,836,504,926</b>	<b>113,490,312,172</b>	<b>98.1%</b>
<b>Total Budgeted Expenditure</b>				<b>Total Budgeted Expenditure</b>	<b>115,722,814,543</b>	<b>100.0%</b>

<b>Nasarawa State Budget 2021</b>				
<b>Budget Title: Budget of Economic Recuperation</b>				
<b>Top Capital Projects : 2021 Proposed Budget</b>				
<b>Project</b>	<b>Line Ministry/Agency</b>	<b>Location(s)</b>	<b>LGA(s)</b>	<b>Amount</b>
CONSTRUCTION / PROVISION OF ROADS	Ministry of Works & NUDB 051700300100 - Nasarawa State Universal Basic Education Board	All	All LGAs	8,900,000,000
CONSTRUCTION / PROVISION OF PUBLIC SCHOOLS	Ministry of Works, Housing & Transport	All	All LGAs	3,969,939,238
CONSTRUCTION / PROVISION OF OFFICE BUILDINGS	022900100100 - Ministry of Works, Housing & Transport	All	All LGAs	2,115,000,000
Construction of Proposed State Secretariate Complex	Nasarawa Agricultural Development Programme (NADP)	Shendam Road	Lafia	1,300,000,000
Nigeria CARES Labour-Intensive Agricultural Infrastructure DLI 2.2	Ministry of Works, Housing & Transport	All	All LGAs	1,046,000,000
Construction of Bus Terminus in Karu	Ministry of Trade, Industry & Investment	Mararaba	Karu	1,000,000,000
Construction of Keffi Neighbourhood Market/Square	Ministry of Works, Housing & Transport	Keffi Town	Keffi	700,000,000
Construction of Mini Bus Terminus in Lafia	Ministry of Works, Housing & Transport	Bukan Sidi	Lafia	700,000,000
Construction of Lafia Airport	Ministry of Works, Housing & Transport	Kwandare	Lafia	700,000,000
Control of Erosion & Flood Dadin Kowa in Doma	Ministry of Environment & Natural Resources	Dadin Kowa	Doma	659,034,000
Control of Erosion & Flood along PakachiOche Agatu House, Ang. Wada, Behind Federal Poly in Nasarawa	Ministry of Environment & Natural Resources	Ang. Wada/FPN	Nasarawa	542,363,000
Control of Erosion & Flood at B.A.D-Shinge-Rice Mill-River Amba, Kilema-River Amba, Angwan Liman, Angwan Lukuman, Angwan Nungu all in Lafia	Ministry of Environment & Natural Resources	Lafia Town	Lafia	500,700,000
<b>Total Top Capital Projects 2021</b>				<b>22,133,036,238</b>
<b>Total Capital Projects 2021</b>				<b>48,285,054,926</b>
<b>% share of total top capital projects vs. capital projects for 2021</b>				<b>45.84%</b>
<b>Total Budget 2021</b>				<b>115,722,814,543</b>
<b>% share of total top capital projects vs. total budget for 2021</b>				<b>19.13%</b>
<b>Top 5 Capital Projects : 2020 Proposed Budget</b>				
	<b>Amount</b>			
CONSTRUCTION / PROVISION OF ROADS	8,900,000,000			
CONSTRUCTION / PROVISION OF PUBLIC SCHOOLS	3,969,939,238			
CONSTRUCTION / PROVISION OF OFFICE BUILDINGS	2,115,000,000			
Nigeria CARES Labour-Intensive Agricultural Infrastructure DLI 2.2	1,300,000,000			
Construction of Bus Terminus in Karu	1,046,000,000			
<b>Other Capital Projects</b>	<b>30,954,115,688</b>			
<b>Total of top 5 Capital Projects</b>	<b>17,330,939,238</b>			
<b>Total Capital</b>	<b>48,285,054,926</b>			
<b>Total Recurrent</b>	<b>67,437,759,617</b>			
<b>Total Expenditure</b>	<b>115,722,814,543</b>			

FOR  
INQUIRY  
CONTACT

Budget Department

Nasarawa State Ministry of Finance,  
Budget & Planning

P.M.B 047, Lafia, Nasarawa - Nigeria

email:

[ministryoffinance@nasarawastate.gov.ng](mailto:ministryoffinance@nasarawastate.gov.ng)

Tel: +234(0)811 470 8070

Web: [nasarawastategovernment.gov.ng](http://nasarawastategovernment.gov.ng)