



NASARAWA STATE GOVERNMENT OF NIGERIA

# FINANCIAL STATEMENTS FOR THE YEAR ENDED 31ST DECEMBER, 2021

---



### List of Abbreviations/Acronyms

<b>Abbreviation/Terms</b>	<b>Description</b>
CBN	Central Bank of Nigeria
COA	Chart of Account
FAAC	Federation Accounts Allocation Committee
FGN	Federal Government of Nigeria
FRC	Financial Reporting Council
GAAP	Generally Accepted Accounting Principles
GPFS	General Purpose Financial Statement
IPSAS	International Public Sector Accounting Standards
LFN	Law of the Federal Republic of Nigeria
MDA	Ministries, Departments and Agencies
NCOA	National Chart of Accounts
GBE	Government Business Enterprises
FRCoN	Financial Reporting Council of Nigeria
OAG	Office of the Accountant General
PPE	Properties, Plants and Equipment
INTOSAI	International Organization of Supreme Audit Institutions
ISA	International Standard on Auditing
ISSAIs	International Standard of Supreme Audit Institution (ISSAIs).
PfoR	Program for Result
SFTAS	State Fiscal Transparency, Accountability and Sustainability

<b>CONTENTS</b>	<b>PAGES</b>
ABBREVIATIONS/ACRONYMS	i
TABLE OF CONTENTS	ii
PREFACE TO THE NASARAWA STATE FINANCIAL STATEMENTS	iii - iv
STATEMENT OF RESPONSIBILITY	v - vi
GENERAL INFORMATION – INTRODUCTION	vii - viii
STATEMENT OF ACCOUNTING POLICIES	viii – xvi
DISCLOSURE NOTE IN THE FINANCIAL STATEMENT	xvii
THE FINANCIAL YEAR 2020 BUDGET	xviii
AUDITOR GENERAL CERTIFICATION AND SPECIAL OPINION	xix - xx
CASHFLOW STATEMENT	1 - 2
STATEMENT OF ASSETS AND LIABILITIES	3
STATEMENT OF CONSOLIDATED REVENUE FUND	4
STATEMENT OF CAPITAL DEVELOPMENT FUND	5
NOTES TO THE FINANCIAL STATEMENTS	6 - 36
REFERENCE (SUPPLEMENTARY) NOTES TO THE FINANCIAL STATEMENT	37 – 60



**NASARAWA STATE GOVERNMENT  
ANNUAL REPORT OF THE ACCOUNTANT-GENERAL AND FINANCIAL STATEMENTS OF  
NASARAWA STATE GOVERNMENT FOR THE YEAR ENDED 31<sup>ST</sup> DECEMBER, 2021.**

**PREFACE TO THE NASARAWA STATE FINANCIAL STATEMENTS AND ANNUAL REPORT OF THE ACCOUNTANT-  
GENERAL FOR THE YEAR ENDED 31<sup>ST</sup> DECEMBER, 2021.**

The Annual Report of the Nasarawa State Accountant-General for fiscal year 2021 contains a report of financial operations as well as the Consolidated Financial Statements of Nasarawa State Government for the year ended 31<sup>st</sup> December, 2021. The Annual report and the General Purpose Financial Statements and the attached notes to the Accounts are in line with the recommendation of the Technical Sub-Committee of the Federation Account Allocation Committee (FAAC).

Due to non-conclusion in valuing the assets register during the year, the implementation of the accrual basis of accounting to ensure that all assets and liabilities of Government are brought into the books of accounts during the fiscal year 2021 is further deferred until the assets register is updated.

The Annual Report of the Nasarawa State Accountant-General for fiscal year 2021 is produced to meet the needs of Users which include the citizens, elected representatives, taxpayers, investors, creditors research

institutions, banks, suppliers, the media and international organizations in assessing the financial activities of the State.

It may interest you to note that the State Commissioner of Finance under the Finance (Control Management) Act of 1958 as amended is responsible to supervise the expenditure and finances of the State Government, ensuring that a full account is made to the Legislature and its Financial control is maintained and for such purpose shall, subject to the provisions of the Constitution of the federal Republic of Nigeria 1999 and of the Finance (control and management) Act 1958 as amended, have the authority in the management of the consolidated Revenue fund and the supervision, control and regulation of all matters relating to the financial affairs of the State Government which are not by law assigned to any other Commissioner.

In that regard, the Commissioner of Finance may make regulation, give instructions and issue such directives for the betterment of carrying out the intent and purposes of the House of Assembly, and for the safety, economy and advantage of the public revenue and property.



**Daniel E. Agyeno**

Honourable Commissioner,

Ministry of Finance, Budget & Planning

Nasarawa State

29<sup>th</sup> June, 2022

## ACCOUNTANT-GENERAL'S ANNUAL REPORT WITH FINANCIAL STATEMENTS

### STATEMENT OF RESPONSIBILITY

These Financial Statements have been prepared in accordance with the provisions of the Finance (Control and Management) Act of 1958 now CAP 144 LFN, 1990, the financial regulations (2000). The Financial Statements comply with Generally Accepted Accounting Practice (GAAP) and the provisions of International Public Sector Accounting (IPSAS) issued by the International Public Sector Accounting Board (IPSASB). In addition, the Statements are in agreement with the Pronouncement of the Federation Account Allocation Committee (FAAC) on the Standardized General Purpose Financial Statements Format for Cash Basis of Accounting.

The Accountant-General is responsible for the compilation and management of the accounts of the State Government and for the custody and safety of public moneys and other resources of the State Government.


In addition to fulfilling the accounting and financial reporting responsibilities, the Accountant-General is responsible for establishing and maintaining adequate system of internal controls designed to provide reasonable assurance that the transactions recorded are within Statutory provision and the Financial resources are applied and used for the purpose intended.

In preparing these General Purpose Financial Statements, the most appropriate accounting policies have been consistently applied and supported by reasonable and prudent judgements and estimates and adequate disclosure of all Public Financial Resources.

Responsibility for the integrity and objectivity of the Financial Statements rest entirely with the Government, therefore, these General Purpose Financial Statements reflect the financial position of Nasarawa State Government as at 31st December, 2021 and its operations for the year ended at that date.

The Accountant-General hereby accept the responsibility for the integrity of these Financial Statements, the information they contain and their compliance with the Finance (Control and Management) Act 1958 Cap 144 LFN as amended.

The efforts of all officers of the Treasury Headquarters, the Accounting officers of Ministries, Extra Ministerial Departments and Agencies are worthy of mention and recognition in the preparation of this report.



**Zakka L. Yakubu** (*B.sc, MBA, FCNA*)

Accountant-General

Nasarawa State

29<sup>th</sup> June, 2022

## ACCOUNTANT-GENERAL'S ANNUAL REPORT WITH FINANCIAL STATEMENTS

### NASARAWA STATE GOVERNMENT

## ANNUAL REPORT OF THE ACCOUNTANT-GENERAL AND FINANCIAL STATEMENTS OF NASARAWA STATE GOVERNMENT FOR THE YEAR ENDED 31<sup>ST</sup> DECEMBER, 2021.

### INTRODUCTION

In line with the adoption of the International Public Sector Accounting Standards (IPSAS) in Nigeria, a Standardized Chart of Account (COA) alongside a set of General Purpose Financial Statements (GPFS) have been designed and introduced by FAAC for adoption by all the tiers of Government in Nigeria.

The Standardized COA and the GPFS is hereby adopted by the Nasarawa State Government to comply with FAAC directive to harmonize public sector accounts reporting in Nigeria.

In order to ensure an effective and efficient utilization of the COA and GPFS, the Accounting Policies have been developed as a set of guidelines to direct the Processes and Procedures relating to financial reporting in Nasarawa State.

These policies shall form part of the universally agreed framework for financial reporting in Nasarawa State

### IPSAS Cash Basis of Accounting



The IPSAS Cash Basis of Accounting recognizes transactions and events only when cash (including cash equivalent) is received or paid by the MDAs. GPFS prepared under the IPSAS Cash Basis provide readers with information about the sources of Cash raised during the period, the purposes for which Cash was used and the Cash balances at the reporting date. The measurement focus in the GPFS balances are Cash and changes during the period. Therefore, Bank Reconciliation Statement shall form integral part of periodic Reports in Nasarawa State.

Notes to the GPFS provide additional information about liabilities, including payables and borrowings and non-cash assets that include receivables, investments and property, plant and equipment.

### **Statement of Accounting Polices**

These are the specific principles, basis, conventions, rules and practices adopted by the Nasarawa State Government of the Federal Republic of Nigeria in preparing and presenting the General Purpose Financial Statements. The general purpose Financial Statements have been prepared in accordance with the following accounting policies, which have been applied consistently in all material aspects, unless otherwise indicated. However, where appropriate and meaningful, additional information has been disclosed to enhance the usefulness of the Financial Statements and to comply with the requirements of the GPFS Formats issued by FAAC.

This Accounting Policy addresses the following fundamental accounting issues:

- i. Definition of Accounting Terminologies
- ii. Recognition of Accounting Items
- iii. Measurement of Account Items
- iv. Treatment of Accounting Items.

The Accounting Policy is subject to periodic reviews and updates as shall be deemed necessary by the Accountant-General of Nasarawa State.

## 1. Accounting Terminologies/Definitions

- i. **Accounting Policies:** These are the specific principles, basis, conventions, rules and practice adopted by the Nasarawa State Government in preparing and presenting Financial Statements.
- ii. **Cash:** Cash comprises cash in hand, demand deposits in financial Institutions and cash equivalents.
- iii. **Cash Equivalents:** These are short-term, bank overdraft and other short term highly liquid investments with original maturity of three years or less, which are readily convertible to known amounts of cash and subject to an insignificant risks of changes in value. Bank overdrafts are shown separately on the face of the statement of Assets and liabilities.
- iv. **Cash basis:** Means a basis of accounting that recognizes transactions and other events only when cash is received or paid
- v. **Cash flows:** These are inflows and outflows of cash. It exclude movements between items that constitute cash as these components are part of the cash management of the government rather than increases or decreases in the cash position controlled by government.
- vi. **Cash receipts:** These are cash inflows
- vii. **Cash payments:** These are cash outflows.
- viii. **Cash controlled by Nasarawa State Government:** Cash is deemed to be controlled by the Nasarawa State Government when the government can freely use the available cash for the achievement of its objectives or enjoy benefit from the cash and also exclude or regulate the access of others to that benefit. Cash collected by, or appropriated or granted to the

government which the government can freely use to fund its operating objectives such as acquiring of capital assets or repaying its debt.

**ix. Government Business Enterprises:** These are departments or agencies that has all the following characteristics:

- An entity with the power to contract in its own name;
- Has been assigned the financial and operational authority to carry on a business;
- Sells goods and services in the normal course of its business to other MDAs and the general public at a profit or full cost recovery;
- Is not reliant on continuing government funding or subvention to remain a going concern (other than purchases of outputs at arm's length); and
- Is controlled by a public sector management or the government.

**x.** Notes to the GPFS shall include narrative descriptions or more detailed schedules or analyses of amounts shown on the face of the GPFS, as well as additional information.

## **2. General Purpose Financial Statements (GPFS)**

The General Purpose Financial Statements (GPFS) comprise of Statement of cash receipts and payments and other Statements that disclose additional information about the Cash Receipts, Payments and Balances controlled by Nasarawa State Government, and Accounting Policies and Notes to the Financial Statements. In Nasarawa State, the components of the GPFS covered by the Accounting Policies comprises of the followings:

- i. Statement 1- Cash Flow Statement:** The Cash Flow Statement is presented as Statement No. 1 of this report and is prepared in accordance with the format provided by FAAC IPSAS Committee on the implementation of IPSAS Cash Basis of Accounting in Nigeria. The Statement recognizes all cash receipts, cash payments and cash balances controlled by Nasarawa State Government and separately

identifies payments made by third parties on behalf of the State Government during the year in three (3) sections vis-a-viz:

- a. **Operating Activities** – include cash received from all income sources of Government and record the cash payments made for the supply of goods and services.
- b. **Investing Activities** – covers those activities relating to the acquisition and payment of Non-Current Assets.
- c. **Financing Activities** – comprises the activities that causes changes in equity such as grants and loans.

ii. **Statement 2 - Statement of Assets and liabilities:** This represent the Statement of Financial Position of the State (also known as Balance Sheet). Assets consist of the Liquid Cash, Staff Debtors and Investments while Liabilities consist of balances of the Statutory Funds such as Consolidated Revenue Fund, Capital Development Fund and outstanding debts (Internal and External) of the State Government.

The Liquid cash consists of the cash balance of the Consolidated Revenue Fund Account, cash balances in the books of Ministries, Departments and Agencies while Liabilities consists of the balances of Capital Development Funds and loans.

iii **Statement 3 - Statement of Consolidated Revenue Fund:** This represent the Statement of Recurrent Financial Performance (also known as Profit and Loss Account). It discloses the aggregate balance of the revenue and expenditure for the year after all the recurrent revenue and expenditure have been fully recognized.

iv. **Statement 4- Statement of Capital development Fund:** This represent the Statement of Capital Financial Performance (also known as Capital Expenditure).

v. **Notes to the Accounts:** These covered additional disclosures to explain the GPFS and Accounting Policies as well as Explanatory Notes.

### **3. Basis of preparation and other Legal Provisions.**

The General purpose Financial Statements have been prepared under the historical cost convention and in accordance with International Public Sector Accounting Standards (IPSAS) in line with the requirements of the GPFS Format of Cash Basis of accounting issued by the Financial Reporting Council of Nigeria and other applicable standards as defined by the Fiscal Responsibility Law (FRL). In addition, the GPFS are in compliance with the provisions of the Finance (Control and management) Act 1958 now CAP 144 LFN, the Financial Regulations (2000) and other known legal requirements of Nasarawa State Government.

### **4. Fundamental Accounting Concepts**

The following fundamental accounting concepts are taken as the basis of preparation of this account and reporting in Nasarawa State.

- Cash Basis of Accounting;
- Understability;
- Materiality;
- Relevance;
- Going Concern Concept;
- Consistency Concept;
- Prudence; and
- Completeness.

5. **Accounting period:** The accounting year (fiscal year) is from 1<sup>st</sup> January to 31<sup>st</sup> December. Each accounting year is divided into 12 calendar months (periods) and shall be set up as such in the accounting system.
6. **Reporting currency:** The GPFS are prepared and presented in Nigerian Naira (₦), which is the legal tender of the Federal Republic of Nigeria and also the Functional Currency of the Nasarawa State Government.
7. **MDA for Consolidation:** The Consolidation of the GPFS are based on the Cash transactions of all Ministries, Department and Agencies (MDAs) of Nasarawa State Government except Government Business Enterprises (GBEs).
8. **Comparative Information:** The GPFS disclose all numerical information relating to previous period (at least one year). Where necessary, figures included in the prior period Financial Statements have been reclassified to ensure that the format in which the information is presented is consistent with the format of the current year's GPFS.
9. **Budget Figures:** These are figures from the approved initial annual budget and supplementary budget as approved in accordance with the Appropriation Law of Nasarawa State. The GPFS are classified in the same format as contained in the State Budget and in accordance with the approved National Chart of Accounts.
10. **Receipts:** These are Cash inflows within the financial year. They comprise of receipts from Statutory Allocations (FAAC monthly disbursement), Taxes, External Assistance (from Bilateral

and Multilateral Agencies). Other receipts includes Aid and Grants, borrowings, Capital receipts (Sales of Government Assets etc.), Receipts from trading activities and other Cash Receipts.

These items are disclosed at the face of the Statement of Cash Receipts and Payment for the year in accordance with the standardized GPFS format with accompanying Notes Provided. Many services and benefits are provided by the State Government to the public but these do not necessarily give rise to revenue receipts to the State Government. Equally, Payment of Tax and other dues do not necessarily result in an entitlement to the tax payer to receive equivalent of service or benefits because there is no explicit relationship between payments of tax and other dues, and receipt of goods and services from the State Government.

11. **External Assistance** – These are funds received as loan from external sources to be paid back at an agreed period of time, and are categorized either as Bilateral or Multilateral. The External Loans receipts are disclosed separately under Statement of Cash receipts and Payment for the year.
12. **Other Borrowing/Grants & Aids Received** - These are categorized as either Short or Long term Loans. Short-Term loans are those repayable within one calendar year (12 months), while Long-Term Loans and Debts shall fall due beyond one calendar year (above 12 months). Loans, grants and Aids are separately disclosed under Statement of Cash Receipts and Payments for the year.
13. **Interest Received**  
Interest actually received during the financial year are recognised as a receipt under item ‘Other Receipts’.
14. **Government Business Activities.**

Cash Receipts from Trading Activities are received as net (after deducting direct expenses) unless otherwise provided for by law or policy in force. Total Receipts from all trading activities are disclosed in the Statement of Cash Receipts and Payments under 'Trading Activities' item.

Where gross revenue is received, corresponding payments are charged under a corresponding payment item head 'Government Business Activities' in the Statement of Receipts and Payments.

15. **Payments:** These are Recurrent and Capital Cash outflows made during the financial year and are categorized by Function and/or by sector in the statement of Cash Receipts and Payment. Payment for purchase of items of capital nature (e.g PPE) are expensed in the year in which the item has been purchased and are disclosed under capital payments. Investments in PPE are also treated in the same way as Capital Purchase. At the end of the financial year, a schedule of assets shall be provided as part of the Notes to GPFS.
16. **Loan Granted:** Payments to other Government and Agencies in form of loans during the year are shown separately in the statement of Receipts and payments. Amount disclosed are actual amount paid during the year.
17. **Loan Repayments:** Cash receipts from loans granted to other agencies and Government are classified under loan repayments in the Statement of Receipts and Payments. Amount disclosed are actual amount received during the year.



- 18. Interest on Loans:** Actual Interest on loans and other bank commissions charged on Bank Accounts during the year are treated as payments and disclosed under interest payment in the Statement of Cash Receipts and Payments.
- 19. Foreign Currency Transactions:** Foreign currencies transactions throughout the year are converted into Nigerian Naira at the exchange rate (Central Bank of Nigeria - CBN) ruling at the dates of the transactions. Foreign currency balances as at the year end, are translated at the exchange rates prevailing on that date. The Central Bank of Nigeria official Exchange rate of Naira to the Dollar of ~~₦~~**₦379** was used during the year.  
At the end of the financial year, additional amounts (in cash or at bank) arising out of Foreign Exchange Gains/Losses are recognized in the Statement of Cash Receipts and Payments either as Receipts/Payments respectively.
- 20. Prepayments:** Prepaid expenses are amounts paid in advance of receipt of goods or services and are charged directly to the respective expenditure item.
- 21. Investments:** Cash payments made for investment purposes such as purchase of government stock, Treasury Bills and Certificates of Deposit are Capital Costs and are disclosed as purchase of Financial Instruments. They are separately disclosed in GPFS (Statement of Receipts and Payments) under capital payments.
- 22. Leases:** Cash payment for Finance Leases, which effectively transfer to the State Government substantially all the risks and benefits incidental to ownership of the leased item are treated as capital payment and disclosed in the Statement of Cash Receipts and Payments.

Operating lease cash payments, where the lessors effectively retain substantially all the risk and benefits of ownership of the leased items, are treated as operating expenses.

**23. Cash Balances:** This includes cash in hand, at bank and cash equivalents at the end of the Financial Year.

**24. Advances:** The Government policy specifically states that all Cash Advances are to be retired before the end of the financial year. However should circumstances occur (including an Emergency) where either an advance already given could not be accounted for, such an advance (or balance outstanding) shall be treated as cash equivalent in the cash flow statement since there shall be no proof that such funds have been utilized.

**25. Disclosure Note in State Financial Statements for 2021**

Nasarawa State is participating in the World Bank assisted States Fiscal Transparency, Accountability and Sustainability Program for Results (SFTAS Program). For participation in the Program, the State must fully meet the Eligibility Criteria and amount earned is determined by performance against a set of Disbursement Linked Results which terms are defined in Subsidiary Grant Agreement dated December 14, 2020. The achievement of performance by the State is verified by an independent Verification Agent. The Program Expenditure Framework for SFTAS Program comprises of the recurrent expenditures incurred in the following budget lines:

MDAs	2021			2020			2019		
	PERSONNEL	OVERHEADS	TOTAL	PERSONNEL	OVERHEADS	TOTAL	PERSONNEL	OVERHEADS	TOTAL
	=N=	=N=	=N=	=N=	=N=	=N=	=N=	=N=	=N=
Ministry of Finance Budget and Planning	74,427,092.41	963,138,707.95	1,037,565,800.36	10,941,584.28	38,856,486.34	49,798,070.62			
Accountant - General Office	267,411,085.68	265,077,037.75	532,488,123.43	52,330,408.29	31,131,569.56	83,461,977.85	0.00	0.00	0.00
Board of Internal Revenue	121,403,776.77	314,066,828.39	435,470,605.16	18,828,254.96	8,157,766.50	26,986,021.46	0.00	0.00	0.00
<b>Total</b>	<b>463,241,954.86</b>	<b>1,542,282,574.09</b>	<b>2,005,524,528.95</b>	<b>82,100,247.53</b>	<b>78,145,822.40</b>	<b>160,246,069.93</b>	<b>0.00</b>	<b>0.00</b>	<b>0.00</b>


The State was found eligible to participate in the SFTAS PforR in the year 2018, 2019 and 2020. Verification of the DLIs was carried out in the respective years where the earned amount was paid in year 2020 and 2021 respectively as per the table below.

	2021	2020	Total
	=N=	=N=	=N=
Amount earned for 2021 Performance	2,854,390,000.00		<b>2,854,390,000.00</b>
Amount earned for 2020 Performance		4,408,000,000.00	<b>4,408,000,000.00</b>
<b>Total</b>	<b>2,854,390,000.00</b>	<b>4,408,000,000.00</b>	<b>7,262,390,000.00</b>

## THE FINANCIAL YEAR 2020 BUDGET

Year 2021 Fiscal Appropriation Act was passed into Law by the House of Assembly with an appropriated amount of **One Hundred and Fifteen Billion, Seven Hundred and Twenty Two Million, Eight Hundred and Fourteen Thousand, Five Hundred and Forty Three Naira, Three Kobo (N115,814,543.01)** only.

This is made up of Recurrent Expenditure of **N67,437,759,617.28**, Capital Expenditure of **N48,285,054,925.75**. During the financial year, a supplementary budget appropriation for **N5,975,076,812.86** was passed by the House of Assembly with the breakdown of **N3,620,618,735.86** as Recurrent expenditure and **N2,354,458,077.00** as Capital expenditure.



.....

Zakka L. Yakubu *(B.sc, MBA, P.hD)*  
Accountant-General  
Ministry of Finance, Budget and Planning  
Nasarawa State.

## **AUDITOR GENERAL CERTIFICATION**

The Financial Statements and Accounts of the Government of Nasarawa State of Nigeria for the year ended December 31, 2021 have been audited in accordance with section 125(2) and (5) of the Constitution of the Federal Republic of Nigeria 1999 (as amended) and Section 14(1)a-g of the Nasarawa State Public Audit Law, 2021.

The audit was conducted in accordance with International Standards on Auditing and INTOSAI Auditing Standards.

In the course of the audit, I evaluated the overall adequacy of the information presented in the General Purpose Financial Statements which were prepared in accordance with International Public Sector Accounting Standards (IPSAS) cash basis as described in Note 1 to 24. I have obtained all relevant information and explanation that to the best of my knowledge was relevant and necessary for the purpose

of the audit. This audit has provided me with reasonable evidences and assurances which formed the basis of my opinion.

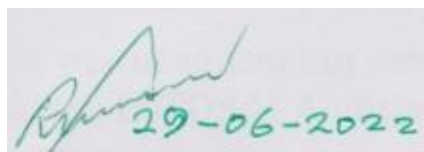
I performed financial compliance audit in accordance with the International Standard on Auditing (ISA) and International Standard of Supreme Audit Institution (ISSAIs).

In my opinion, the Financial Statements which are in agreement with the books of accounts and records show a true and fair view of the Financial Position of the Government of Nasarawa State for the year ended December 31, 2021 and the transactions for the fiscal year ended on that date.

### **Special Opinion**

The State is eligible to receive grant financing from the Federal Government subject to performance against predefined criteria in the World Bank assisted State Fiscal Transparency, Accountability and Sustainability Program for Results (SFTAS PforR). The expenditure framework and receipts are detailed in Note 25 in the attached General Purpose Financial Statements of Nasarawa State Government.

In my opinion, Note 25 presents fairly, in all material respects, the expenditures incurred and funds received against the SFTAS PfoR by the State for the year ended December 31, 2021 as required in accordance with IPSAS as described in Notes 1 to 25.

A rectangular box containing a handwritten signature in blue ink and the date "29-06-2022" written in green ink below it.

**Lamus A. Rayyanu** (FCNA, FMNES)  
Auditor General

Nasarawa State.

**NASARAWA STATE GOVERNMENT OF NIGERIA  
STATEMENT NO. 1**

**CASHFLOW STATEMENT FOR THE YEAR ENDED 31ST DECEMBER 2021**

FINAL BUDGET YEAR 2021	DETAILS	NOTES	ACTUAL 2021	ACTUAL 2020
₦			₦	₦
	<b>CASH FLOW FROM OPERATING ACTIVITIES:</b>			
	<b>RECEIPTS:</b>			
37,000,000,000	STATUTORY ALLOCATION - FAAC	1	31,906,266,020.79	31,258,724,801.99
15,000,000,000	VALUE-ADDED TAX (VAT) ALLOCATION	2a	17,580,832,382.68	12,533,143,966.55
	<b>OTHER STATUTORY ALLOCATION:-</b>			
	REFUND - STAMP DUTY	1c		
	SHARE OF FOREX EQUALIZATION	1d	86,550,211.40	395,740,823.45
	ECOLOGICAL FUND	1e	811,825,186.60	
2,100,000,000	EXCHANGE GAIN	1f	171,016,668.21	956,815,843.49
3,000,000,000	SPECIAL ALLOCATION	1g	-	
	REFUND OF EXCESS CHARGES	1h	12,144,240.68	349,574,138.41
	DISTRIBUTION FROM STABILIZATION ACCOUNT	1i	-	129,961,955.49
	DISTRIBUTION FROM SOLID MINERALS REVENUE	1j	70,209,012.40	79,937,177.58
	Share of Excess Oil Revenue	1k		675,574,735.14
	DISTRIBUTION Non-Oil Revenue	1l	2,023,359,786.11	398,320,397.39
	FGN INTERVENTION	1m	-	814,081,689.20
	<b>TOTAL SHARE OF OTHER STATUTORY ALLOCATION FROM FAAC</b>		<b>3,175,105,105.40</b>	<b>3,800,006,760.15</b>
<b>57,100,000,000</b>	<b>TOTAL REVENUE FROM STATUTORY ALLOCATION - FAAC</b>		<b>52,662,203,508.87</b>	<b>47,591,875,528.69</b>
	<b>INTERNALLY GENERATED REVENUE (IGR):-</b>			
16,049,214,657	DIRECT TAXES	3A	11,021,810,387.25	5,261,225,790.47
290,200,000	LICENCES	3B(i)	214,168,821.27	178,301,362.87
9,369,004,054	FEES	3B(ii)	7,749,926,168.09	4,751,237,272.78
86,800,000	FINES	3B(iii)	109,191,495.00	7,847,750.00
917,749,000	SALES	3B(iv)	433,496,126.18	547,008,992.17
661,317,650	EARNINGS	3B(v)	592,702,777.77	510,108,198.65
85,480,000	RENT ON GOVERNMENT BUILDINGS	3B(vi)	27,765,010.23	27,248,905.00
642,000,000	RENT ON GOVERNMENT LANDS AND OTHERS	3B(vii)	536,216,045.35	591,494,321.40
37,000,000	REPAYMENTS	3B(viii)	15,653,992.88	4,204,656,680.15
<b>28,138,765,361</b>	<b>TOTAL INTERNALLY GENERATED REVENUE (IGR)</b>		<b>20,700,930,824.02</b>	<b>16,079,129,273.49</b>
<b>85,238,765,361</b>	<b>TOTAL REVENUE</b>		<b>73,363,134,332.89</b>	<b>63,671,004,802.18</b>
	<b>PAYMENTS:</b>			
32,170,062,212	PERSONNEL COSTS	4	27,355,503,251.92	25,303,505,662.30
30,940,097,145	OVERHEAD COSTS	5	22,094,293,343.35	15,255,270,409.06
360,000,000	GRANTS & SUBVENTIONS TO BOARDS AND PARASTATALS	6	424,669,690.55	159,248,982.92
3,251,687,466	CONSOLIDATED REVENUE FUND CHARGES (SERVICE WIDE VOTE)	7	3,286,292,890.30	3,128,160,181.43
4,128,000,000	CONTRIBUTION TO PENSION AND GRATUITY	8	5,747,219,392.70	4,543,033,911.57
-	TRANSFER TO SINKING FUND INVESTMENT - INVESTMENT INCOME	9	-	1,402,185,780.00
<b>70,849,846,823</b>	<b>TOTAL PAYMENTS</b>		<b>58,907,978,568.82</b>	<b>49,791,404,927.28</b>
<b>14,388,918,538</b>	<b>NET CASHFLOW FROM OPERATING ACTIVITIES</b>		<b>14,455,155,764.07</b>	<b>13,879,599,874.90</b>

**STATEMENT NO. 1**  
**CASHFLOW STATEMENT FOR THE YEAR ENDED 31ST DECEMBER 2021**

FINAL BUDGET YEAR 2021	DETAILS	NOTES	ACTUAL 2021	ACTUAL 2020
₦			₦	₦
	<b>CASH FLOW FROM INVESTMENT ACTIVITIES:</b>			
5,632,574,350	CAPITAL EXPENDITURE - ADMINISTRATIVE SECTOR	10	3,388,109,576.76	4,371,367,530.47
22,043,974,000	CAPITAL EXPENDITURE - ECONOMIC SECTOR	10	13,752,544,319.82	10,214,613,806.02
1,196,442,600	CAPITAL EXPENDITURE - LAW AND JUSTICE SECTOR	10	864,043,003.39	586,832,991.32
21,766,522,053	CAPITAL EXPENDITURE - SOCIAL SECTOR	10	18,529,420,446.24	18,662,516,768.63
-	CAPITAL EXPENDITURE - JUDGEMENT DEBTS	10	10,435,840.75	-
<b>50,639,513,003</b>	<b>NET TOTAL FROM INVESTMENT ACTIVITIES</b>		<b>36,544,553,186.96</b>	<b>33,835,331,096.44</b>
<b>(36,250,594,465)</b>	<b>OPERATING SURPLUS (2)</b>		<b>(22,089,397,422.89)</b>	<b>(19,955,731,221.54)</b>
	<b>CASH FLOW FROM FINANCING ACTIVITIES:</b>			
15,056,500,000	PROCEEDS FROM AIDS & GRANTS	11	30,219,356,848.63	19,175,567,509.67
	PROCEEDS FROM EXTERNAL LOANS			
	PROCEEDS FROM INTERNAL LOANS	12		
(309,880,126)	REPAYMENT OF EXTERNAL LOANS	13	(399,323,137.95)	(317,814,307.87)
(1,848,732,979)	REPAYMENT OF INTERNAL LOANS	14	(1,508,021,768.44)	(1,819,586,354.23)
<b>12,897,886,895</b>	<b>NET TOTAL FROM FINANCING ACTIVITIES</b>		<b>28,312,011,942.24</b>	<b>17,038,166,847.57</b>
<b>(23,352,707,570)</b>	<b>OPERATING SURPLUS (3)</b>		<b>6,222,614,519.35</b>	<b>(2,917,564,373.97)</b>
	<b>MOVEMENT IN OTHER CASH EQUIVALENTS:</b>			
	PROJECTS & PROGRAMMES INTERVENTION FUNDS		(3,510,738,724.41)	2,296,483,373.35
-	<b>NET MOVEMENT ON OTHER CASH EQUIVALENTS</b>		<b>(3,510,738,724.41)</b>	<b>2,296,483,373.35</b>
<b>(23,352,707,570)</b>	<b>NET SURPLUS/(DEFICIT) FOR THE YEAR</b>		<b>2,711,875,794.94</b>	<b>(621,081,000.62)</b>
	OPENING CASH BALANCE (CASH & ITS EQUIVALENT AS AT 1ST JAN, 2021)		5,362,719,155.38	5,983,800,156.00
<b>(23,352,707,570)</b>	<b>CLOSING CASH BALANCE (CASH &amp; ITS EQUIVALENT AS AT 31ST DECEMBER, 2021)</b>		<b>8,074,594,950.32</b>	<b>5,362,719,155.38</b>
	<b>TREASURIES AND BANK BALANCES</b>	<b>16</b>	<b>8,074,594,950.32</b>	<b>5,362,719,155.38</b>



**NASARAWA STATE GOVERNMENT OF NIGERIA**  
**STATEMENT NO. 2**

**STATEMENT OF ASSETS AND LIABILITIES AS AT 31 DECEMBER 2021**

	DETAILS	NOTES	ACTUAL 2021	ACTUAL 2020
			₦	₦
<b>A</b>	<b>LIQUID ASSETS:</b>			
	TREASURIES AND BANK BALANCES	16	8,074,594,950.32	5,362,719,155.38
<b>B</b>	<b>INVESTMENTS AND OTHERS ASSETS:</b>			
	INVESTMENTS	17	840,634,260.00	840,634,260.40
	SINKING FUND INVESTMENT 1			1,219,616,530.00
	SINKING FUND INVESTMENT 2		1,371,949,401.00	1,371,949,401.00
	GTL TRUSTEES & STANBIC IBTC TRUSTEES LTD			182,569,250.00
	LIABILITY OVER ASSETS		<u>40,602,348,904.40</u>	<u>45,795,698,569.85</u>
	<b>SUB TOTAL</b>		<u><b>42,814,932,565.40</b></u>	<u><b>49,410,468,011.25</b></u>
	<b>TOTAL ASSETS (A + B)</b>		<u><b>50,889,527,515.72</b></u>	<u><b>54,773,187,166.63</b></u>
<b>C</b>	<b>PUBLIC FUNDS:</b>			
	CONSOLIDATED REVENUE FUND		687,996,398.96	38,109,382.46
	CAPITAL DEVELOPMENT FUND		(12,286,490,168.10)	(11,951,293,829.77)
	PROJECTS/PROG. INTERVENTION FUNDS	15	<u>5,907,923,840.93</u>	<u>9,418,662,565.34</u>
	<b>SUB TOTAL - PUBLIC FUNDS</b>		<u><b>(5,690,569,928.21)</b></u>	<u><b>(2,494,521,881.97)</b></u>
<b>D</b>	<b>LIABILITIES:</b>			
	INTERNAL LOANS	18	32,947,408,564.38	35,003,325,086.64
	EXTERNAL LOANS	19	<u>23,632,688,879.55</u>	<u>22,264,383,961.80</u>
	<b>SUB TOTAL - LIABILITIES</b>		<u><b>56,580,097,443.93</b></u>	<u><b>57,267,709,048.44</b></u>
	<b>PUBLIC FUND + LIABILITIES (C + D)</b>		<u><b>50,889,527,515.72</b></u>	<u><b>54,773,187,166.47</b></u>

**NASARAWA STATE GOVERNMENT OF NIGERIA**  
**STATEMENT NO. 3**

**STATEMENT OF CONSOLIDATED REVENUE FUND FOR THE YEAR ENDED 31ST DECEMBER, 2021**

ACTUAL YEAR 2020	DETAILS	NOTES	ACTUAL YEAR 2021	FINAL BUDGET YEAR 2021	INITIAL/ORIG. BUDGET 2021	SUPPLEMENTARY BUDGET 2021	%TAGE ACHIEVED	VARIANCE AMOUNT
N			N	N	N	N		N
<b>214,572,735</b>	<b>OPENING BALANCE</b>		<b>38,109,382.46</b>					<b>38,109,382</b>
	<b>ADD: REVENUE</b>							
31,258,724,802	STATUTORY ALLOCATION - FAAC	1	31,906,266,020.79	37,000,000,000	37,000,000,000		86.23	(5,093,733,979)
12,533,143,967	VALUE-ADDED TAX (VAT) ALLOCATION	2a	17,580,832,382.68	15,000,000,000	15,000,000,000		117.21	2,580,832,383
	REFUND - STAMP DUTY	1c		-				-
395,740,823	SHARE OF FOREX EQUALIZATION	1d	86,550,211.40	-				86,550,211
	ECOLOGICAL FUND	1e	811,825,186.60	-				811,825,187
956,815,843	EXCHANGE GAIN	1f	171,016,668.21	2,100,000,000	2,100,000,000		8.14	(1,928,983,332)
	SPECIAL ALLOCATION	1g	-	3,000,000,000	3,000,000,000		-	(3,000,000,000)
349,574,138	REFUND OF EXCESS CHARGES	1h	12,144,240.68					12,144,241
129,961,955	DISTRIBUTION FROM STABILIZATION ACCOUNT	1i	-					-
79,937,178	DISTRIBUTION FROM SOLID MINERALS REVENUE	1j	70,209,012.40					70,209,012
675,574,735	Share of Excess Oil Revenue	1k						-
398,320,397	DISTRIBUTION Non-Oil Revenue	1l	2,023,359,786.11					2,023,359,786
814,081,689	FGN INTERVENTION	1m	-					-
<b>47,591,875,529</b>	<b>SUB-TOTAL STATUTORY ALLOCATION</b>		<b>52,662,203,508.87</b>	<b>57,100,000,000</b>	<b>57,100,000,000</b>		<b>92.23</b>	<b>(4,437,796,491)</b>
	<b>INDEPENDENT REVENUE (IGR)</b>							
5,261,225,790	DIRECT TAXES	3A	11,021,810,387.25	16,049,214,657	16,049,214,657		68.68	(5,027,404,270)
178,301,363	LICENCES	3B(i)	214,168,821.27	290,200,000	290,200,000		73.80	(76,031,179)
4,751,237,273	FEES	3B(ii)	7,749,926,168.09	9,369,004,054	8,200,574,054	1,168,430,000	82.72	(1,619,077,886)
7,847,750	FINES	3B(iii)	109,191,495.00	86,800,000	86,800,000		125.80	22,391,495
547,008,992	SALES	3B(iv)	433,496,126.18	917,749,000	916,469,000	1,280,000	47.23	(484,252,874)
510,108,199	EARNINGS	3B(v)	592,702,777.77	661,317,650	628,630,650	32,687,000	89.62	(68,614,872)
27,248,905	RENT ON GOVERNMENT BUILDINGS	3B(vi)	27,765,010.23	85,480,000	84,920,000	560,000	32.48	(57,714,990)
591,494,321	RENT ON GOVERNMENT LANDS AND OTHERS	3B(vii)	536,216,045.35	642,000,000	219,000,000	423,000,000	83.52	(105,783,955)
4,204,656,680	REPAYMENTS	3B(viii)	15,653,992.88	37,000,000	37,000,000		42.31	(21,346,007)
<b>16,079,129,273</b>	<b>SUB-TOTAL: INDEPENDENT INCOME (IGR)</b>		<b>20,700,930,824.02</b>	<b>28,138,765,361</b>	<b>26,512,808,361</b>	<b>1,625,957,000</b>	<b>73.57</b>	<b>(7,437,834,537)</b>
<b>63,885,577,537</b>	<b>TOTAL REVENUE (RECEIPTS)</b>		<b>73,401,243,715.35</b>	<b>85,238,765,361</b>	<b>83,612,808,361</b>	<b>1,625,957,000</b>	<b>86.11</b>	<b>(11,837,521,646)</b>
	<b>LESS: EXPENDITURE</b>							
25,303,505,662	PERSONNEL COSTS	4	27,355,503,251.92	32,174,130,638	31,732,975,435	441,155,203	85.02	4,818,627,386
15,255,270,409	OVERHEAD COSTS	5	22,094,293,343.35	30,940,097,145	28,690,633,612	2,249,463,533	71.41	8,845,803,802
159,248,983	GRANTS & SUBVENTIONS TO BOARDS AND PARASTATALS	6	424,669,690.55	-				(424,669,691)
3,128,160,181	CONSOLIDATED REVENUE FUND CHARGES (SERVICE WIDE)	7	3,286,292,890.55	3,251,687,466	3,251,687,466		101.06	(34,605,424)
4,543,033,912	CONTRIBUTION TO PENSION AND GRATUITY	8	5,747,219,392.70	4,128,000,000	3,200,000,000	928,000,000	139.23	(1,619,219,393)
1,402,185,780	TRANSFER TO SINKING FUND INVESTMENT - INVESTMENT	9	-	-	-	-	-	-
<b>49,791,404,927</b>	<b>TOTAL RECURRENT EXPENDITURE</b>		<b>58,907,978,569.07</b>	<b>70,493,915,249</b>	<b>66,875,296,513</b>	<b>3,618,618,736</b>	<b>83.56</b>	<b>11,585,936,680</b>
<b>14,094,172,610</b>	<b>OPERATING BALANCE</b>		<b>14,493,265,146.28</b>	<b>14,744,850,112</b>	<b>16,737,511,848</b>	<b>(1,992,661,736)</b>	<b>98.29</b>	<b>251,584,965</b>
	<b>APPROPRIATION/TRANSFERS:</b>							
2,500,000,000	TRANSFERR TO CAPITAL DEVELOPMENT FUND		5,990,000,000.00	-				(5,990,000,000)
317,814,308	EXTERNAL LOANS REPAYMENT FUND	13	399,323,137.95	309,880,126	309,880,126		128.86	(89,443,012)
1,819,586,354	INTERNAL LOANS REPAYMENT FUND	14	1,508,021,768.44	1,848,732,979	1,848,732,979		81.57	340,711,210
9,418,662,565	PROJECTS & PROGRAMMES INTERVENTION FUNDS:	15	5,907,923,840.93	-	-		-	(5,907,923,841)
<b>14,056,063,227</b>	<b>SUB-TOTAL TRANSFERS</b>		<b>13,805,268,747.32</b>	<b>2,158,613,105</b>	<b>2,158,613,105</b>		<b>639.54</b>	<b>(11,646,655,643)</b>
<b>38,109,382</b>	<b>CLOSING BALANCE</b>		<b>687,996,398.96</b>	<b>12,586,237,007</b>	<b>14,578,898,743</b>		<b>5.47</b>	<b>(11,898,240,608)</b>

**NASARAWA STATE GOVERNMENT OF NIGERIA**  
**STATEMENT NO. 4**

**STATEMENT OF CAPITAL DEVELOPMENT FUND FOR THE YEAR ENDED 31ST DECEMBER 2021**

ACTUAL YEAR 2020	DETAILS	NOTES	ACTUAL YEAR 2021	FINAL BUDGET YEAR 2021	INITIAL/ORIG. BUDGET 2021	SUPPLEMENTARY BUDGET 2021	%TAGE ACHIEVED	VARIANCE AMOUNT
N			N	N	N	N		N
<b>208,469,757</b>	<b>OPENING BALANCE</b>		<b>(11,951,293,829.77)</b>					<b>(11,951,293,830)</b>
	<b>ADD: REVENUE</b>							
2,500,000,000	TRANSFER FROM CONSOLIDATED REVENUE FUND		5,990,000,000.00	-				5,990,000,000
19,175,567,510	AIDS AND GRANTS	11	30,219,356,848.63	15,056,500,000	15,056,500,000		200.71	15,162,856,849
	EXTERNAL LOANS			-				
-	INTERNAL LOANS	12	-	-		-		-
<b>21,675,567,510</b>	<b>SUB-TOTAL CAPITAL REVENUE</b>		<b>36,209,356,848.63</b>	<b>15,056,500,000</b>	<b>15,056,500,000</b>		<b>240.49</b>	<b>21,152,856,849</b>
<b>21,884,037,267</b>	<b>TOTAL CAPITAL REVENUE</b>		<b>24,258,063,018.86</b>	<b>15,056,500,000</b>	<b>15,056,500,000</b>		<b>161.11</b>	<b>9,201,563,019</b>
	<b>LESS: CAPITAL EXPENDITURE</b>							
4,371,367,530	CAPITAL EXPENDITURE - ADMINISTRATIVE SECTOR	10	3,388,109,576.76	5,632,574,350	3,870,150,000	1,762,424,350	60.15	2,244,464,773
10,214,613,806	CAPITAL EXPENDITURE - ECONOMIC SECTOR	10	13,752,544,319.82	22,043,974,000	21,893,474,000	150,500,000	62.39	8,291,429,680
586,832,991	CAPITAL EXPENDITURE - LAW AND JUSTICE SECTOR	10	864,043,003.39	1,196,442,600	1,187,442,600	9,000,000	72.22	332,399,597
18,662,516,769	CAPITAL EXPENDITURE - SOCIAL SECTOR	10	18,529,420,446.24	21,766,522,053	21,333,988,326	432,533,727	85.13	3,237,101,607
-	CAPITAL EXPENDITURE - JUDGEMENT DEBTS	10	10,435,840.75	-	-	-	-	(10,435,841)
<b>33,835,331,096</b>	<b>TOTAL CAPITAL EXPENDITURE</b>		<b>36,544,553,186.96</b>	<b>50,639,513,003</b>	<b>48,285,054,926</b>	<b>2,354,458,077</b>	<b>72.17</b>	<b>14,094,959,816</b>
<b>(11,951,293,830)</b>	<b>CLOSING BALANCE</b>		<b>(12,286,490,168.10)</b>	<b>(35,583,013,003)</b>	<b>(33,228,554,926)</b>	<b>(2,354,458,077)</b>	<b>34.53</b>	<b>(23,296,522,835)</b>



**NOTES TO THE FINANCIAL STATEMENTS FOR THE YEAR ENDED 31ST DECEMBER, 2021**

	REF.	ACTUAL 2021	FINAL BUDGET 2021	%TAGE ACHIVED	ACTUAL 2020
<b>3 INTERNALLY GENERATED REVENUE (INT. REVENUE)</b>	NOTE	₹	₹	₹	₹
<b>3A TAX REVENUE :</b>					
(i) Personal Income Tax (PAYE)		9,061,229,877.06	10,848,814,657.00	83.52	5,025,767,514.76
(ii) Direct Tax Assessment		48,947,854.12	60,000,000.00	81.58	47,454,247.93
(iii) With-holding Tax on Contracts		42,126,776.34	110,000,000.00	38.30	70,961,999.45
(iv) With-holding Tax on Rent		8,156,651.20	10,000,000.00	81.57	5,419,277.61
(v) Capital Gains Tax			200,000.00	-	
(vi) Property Tax					
(vii) Other Services Taxes		1,861,349,228.53	5,020,200,000.00	37.08	
(viii) Withholding Tax on Bank Deposits					111,622,750.72
<b>Total Tax Revenue</b>		<b>11,021,810,387.25</b>	<b>16,049,214,657.00</b>	<b>68.68</b>	<b>5,261,225,790.47</b>
<b>3B NON-TAX REVENUE:</b>					
<b>3B(i) Licences-General -</b>		<b>214,168,821.27</b>	<b>290,200,000.00</b>	<b>73.80</b>	<b>178,301,362.87</b>
Administrative Sector					
Ministry of Information, Culture & Tourism		20,700.00	100,000.00	20.70	70,900.00
Total Administrative Sector		20,700.00	100,000.00	20.70	70,900.00
Economic Sector					
Board of Internal Revenue Service		214,086,121.27	260,000,000.00	82.34	178,178,462.87
Ministry of Works, Housing & Transport			-		-
Total Economic Sector		214,086,121.27	260,000,000.00	82.34	178,178,462.87
Social Sector					
Ministry of Health		62,000.00	30,100,000.00	0.21	52,000.00
Ministry of Women Affairs & Social Development					-
Total Social Sector		62,000.00	30,100,000.00	0.21	52,000.00

**NOTES TO THE FINANCIAL STATEMENTS FOR THE YEAR ENDED 31ST DECEMBER, 2021**

	REF.	ACTUAL 2021	FINAL BUDGET 2021	%TAGE ACHIVED	ACTUAL 2020
	NOTE	₦	₦	₦	₦
<b>3B(ii) Fees-General</b>		<u>7,749,926,168.09</u>	<u>9,369,004,054.00</u>	<u>82.72</u>	<u>4,751,237,272.78</u>
<b>Administrative Sector</b>					
Ministry of Information, Culture & Tourism		27,600.00	4,100,000.00	0.67	-
N/S Bureau of Public Procurement (NSBPP)		15,035,000.00	20,000,000.00		
Office of State Auditor-General		425,000.00	400,000.00	106.25	200,000.00
Office of the Auditor-General for Local Government		<u>190,000.00</u>	<u>250,000.00</u>	<u>76.00</u>	<u>160,000.00</u>
<b>Total Administrative Sector</b>		<u>15,677,600.00</u>	<u>24,750,000.00</u>	<u>63.34</u>	<u>360,000.00</u>
<b>Economic Secotor</b>					
Ministry of Agriculture & Water Resources		12,868,250.00	37,000,000.00	34.78	15,976,600.00
College of Agriculture, Lafia		82,836,241.25	74,100,000.00	111.79	50,105,888.63
Nasarawa Agricultural Development Board (NADP)			1,300,000.00	-	233,700.00
Ministry of Finance, Budget & Planning		3,200,000.00	3,600,000.00	88.89	8,425,000.00
Board of Internal Revenue Service		180,273,300.43	930,000,000.00	19.38	1,444,707,077.34
Ministry of Trade, Industry & Investment		27,428,500.00	44,100,000.00	62.20	73,235,772.06
Ministry of Works, Housing & Transport		1,411,600.00	2,000,000.00	70.58	1,131,000.00
Nasarawa Electricity Power Agency			1,000,000.00	-	
Nasarawa State Water Board		20,375,341.75	50,300,000.00	40.51	17,938,802.00
Nasarawa State Market Management Bureau		88,369,866.24	177,000,000.00	49.93	145,366,434.24
Nasarawa State Geographic Information Service (NAGIS)		901,435,115.86	1,474,010,000.00	61.16	1,029,353,374.66
Nasarawa Urban & Development Board		253,148,570.29	305,750,000.00	82.80	61,690,312.40
Ministry of Lands & Urban Development		<u>330,676,854.97</u>	<u>397,700,000.00</u>	<u>83.15</u>	<u>272,224,940.64</u>
<b>Total Economic Sector</b>		<u>1,902,023,640.79</u>	<u>3,497,860,000.00</u>	<u>54.38</u>	<u>3,120,388,901.97</u>
<b>Law and Justice Sector</b>					
Ministry of Justice		46,311,476.39	308,000,000.00	15.04	200,557,882.83
High Court of Justice		71,169,172.00	80,000,000.00	88.96	55,329,652.45
Customary Court of Appeal		519,200.00	500,000.00	103.84	88,500.00
Sharia Court of Appeal		<u>194,050.00</u>	<u>250,000.00</u>	<u>77.62</u>	<u>134,000.00</u>
<b>Total Law &amp; Justice Sector</b>		<u>118,193,898.39</u>	<u>388,750,000.00</u>	<u>30.40</u>	<u>256,110,035.28</u>

**NOTES TO THE FINANCIAL STATEMENTS FOR THE YEAR ENDED 31ST DECEMBER, 2021**

	REF.	ACTUAL 2021	FINAL BUDGET 2021	%TAGE ACHIVED	ACTUAL 2020
	NOTE	₦	₦	₦	₦
<b>Social Sector</b>					
Ministry of Youth & Sports Development		139,000.00	1,270,000.00	10.94	33,000.00
Ministry of Women Affairs & Social Development			180,000.00		167,000.00
Ministry of Education, Science & Technology		57,420,810.00	101,200,000.00	56.74	49,110,676.50
Nasarawa State Universal Basic Education			20,000,000.00	-	27,786,000.00
Isa Mustapha Agwai Polytechnic, Lafia		379,412,326.81	384,250,000.00		195,216,466.98
College of Education, Akwanga		622,537,264.24	541,500,000.00		325,520,251.94
Nasarawa State University, Keffi		4,356,107,673.16	4,205,154,054.00	103.59	686,525,228.78
Bureau for ICT (Library Board)		7,691,961.00	25,000,000.00	30.77	1,571,300.00
Vocational & Relevant Technology		266,000.00	14,000,000.00		1,349,350.00
Ministry of Health		14,986,500.00	30,000,000.00	49.96	19,709,000.00
Hospital Management Board		19,087,741.70	20,560,000.00	92.84	19,093,300.00
School of Nursing & Midwifery		32,974,000.00	18,500,000.00	178.24	14,712,500.00
School of Health Technology		194,766,565.00	10,880,000.00	1,790.13	
Ministry of Environment & Solid Mineral		27,703,187.00	75,900,000.00	36.50	33,189,261.33
Nasarawa State Environmental Protection Agency		40,000.00	4,200,000.00	0.95	100,000.00
Min. For Local Govt, & Chieftancy Affairs		70,000.00	150,000.00	46.67	
Nasarawa Waste Management Bureau		828,000.00	4,900,000.00	16.90	295,000.00
<b>Total Social Sector</b>		<b>5,714,031,028.91</b>	<b>5,457,644,054.00</b>	<b>104.70</b>	<b>1,374,378,335.53</b>
<b>3B(iii) Fines-General</b>		<b>109,191,495.00</b>	<b>86,800,000.00</b>	<b>125.80</b>	<b>7,847,750.00</b>
<b>Administrative Sector</b>					
N/S Independent Electoral Commission (NASIEC)		70,800,000.00	65,800,000.00	107.60	400,000.00
<b>Total Administrative Sector</b>		<b>70,800,000.00</b>	<b>65,800,000.00</b>	<b>107.60</b>	<b>400,000.00</b>
<b>Economic Secotor</b>					
Ministry of Works, Housing & Transport		35,355,450.00	15,000,000.00	235.70	4,026,800.00
Nasarawa Urban & Development Board		-			-
<b>Total Economic Sector</b>		<b>35,355,450.00</b>	<b>15,000,000.00</b>	<b>235.70</b>	<b>4,026,800.00</b>
9					

**NOTES TO THE FINANCIAL STATEMENTS FOR THE YEAR ENDED 31ST DECEMBER, 2021**

	REF.	ACTUAL 2021	FINAL BUDGET 2021	%TAGE ACHIVED	ACTUAL 2020
	NOTE	₦	₦	₦	₦
<b>Law and Justice Sector</b>					
High Court of Justice		3,036,045.00	6,000,000.00	50.60	3,420,950.00
Total Law & Justice Sector		<u>3,036,045.00</u>	<u>6,000,000.00</u>	<u>50.60</u>	<u>3,420,950.00</u>
<b>Social Sector</b>					
Ministry of Environment & Solid Mineral		-			-
Total Social Sector		<u>-</u>	<u>-</u>		<u>-</u>
<b>3B(iv) Sales-General</b>		<u>433,496,126.18</u>	<u>917,749,000.00</u>	<u>47.23</u>	<u>547,008,992.17</u>
<b>Administrative Sector</b>					
Office of the Secretary to the State Government		581,500.00	2,000,000.00	29.08	251,600.00
House of Assembly Service Commission		1,000.00	10,000.00	10.00	
Ministry of Information, Culture & Tourism		960,300.00	20,300,000.00	4.73	9,550.00
Local Government Service Commission		48,000.00	120,000.00	40.00	57,000.00
Civil Service Commission		112,500.00	2,160,000.00	5.21	135,000.00
Total Administrative Sector		<u>1,703,300.00</u>	<u>24,590,000.00</u>	<u>6.93</u>	<u>453,150.00</u>
<b>Economic Secotor</b>					
Ministry of Agriculture & Water Resources		67,000.00	206,650,000.00	0.03	77,091,425.25
College of Agriculture, Lafia		1,329,460.00	5,000,000.00	26.59	295,734.85
Nasarawa Agricultural Development Board (NADP)			500,000.00	-	28,000.00
Ministry of Finance			10,000,000.00	-	
Board of Internal Revenue Service		4,530,150.00	6,000,000.00	75.50	4,792,460.00
Nasarawa State Market Management Bureau			2,000,000.00	-	
Nasarawa State Water Board			110,000.00	-	
Nasarawa Geographic Information Services		3,762,772.00	311,400,000.00		
Ministry of Lands & Urban Development					<u>37,287,372.69</u>
Total Economic Sector		<u>9,689,382.00</u>	<u>541,660,000.00</u>	<u>1.79</u>	<u>119,494,992.79</u>
<b>Law and Justice Sector</b>					
Judicial Service Commission		457,000.00	2,160,000.00	21.16	31,000.00
Ministry of Justice		-			-
Total Law & Justice Sector		<u>457,000.00</u>	<u>2,160,000.00</u>	<u>21.16</u>	<u>31,000.00</u>



**NOTES TO THE FINANCIAL STATEMENTS FOR THE YEAR ENDED 31ST DECEMBER, 2021**

	REF.	ACTUAL 2021	FINAL BUDGET 2021	%TAGE ACHIVED	ACTUAL 2020
	NOTE	₦	₦	₦	₦
<b>Social Sector</b>					
Isa Mustapha Agwai Polytechnic, Lafia		6,668,640.00	11,500,000.00	57.99	5,853,540.00
College of Education, Akwanga		24,389,410.18	7,110,000.00	343.03	855,000.00
Nasarawa State University, Keffi					82,343,927.38
Teachers' Service Commission		372,000.00	2,979,000.00	12.49	6,000.00
Vocational & Relevant Technology		1,967,200.00	30,700,000.00	6.41	14,587,600.00
Ministry of Women Affairs			50,000.00	-	
Nasarawa State Rehabilitation Board			100,000.00		
Ministry of Health		1,113,000.00	4,500,000.00	24.73	7,863,030.00
Dalhatus Araf Specialist Hospital		8,392,000.00	8,000,000.00	104.90	9,072,175.00
Hospital Management Board		361,170,066.00	262,200,000.00	137.75	299,581,077.00
School of Nursing & Midwifery		2,025,000.00	10,000,000.00	20.25	1,367,500.00
School of Health Technology		15,549,008.00	12,000,000.00	129.58	5,500,000.00
Ministry of Environment & Solid Mineral		120.00	200,000.00	0.06	-
<b>Total Social Sector</b>		<b>421,646,444.18</b>	<b>349,339,000.00</b>	<b>120.70</b>	<b>427,029,849.38</b>
<b>3B(v) Earnings-Genral</b>		<b>592,702,777.77</b>	<b>661,317,650.00</b>	<b>89.62</b>	<b>510,108,198.65</b>
<b>Administrative Sector</b>					
Ministry of Information, Culture & Tourism		2,016,775.00	4,100,000.00		1,381,337.00
Nasarawa Broadcasting Service		11,011,158.34	28,000,000.00		17,173,937.87
<b>Total Administrative Sector</b>		<b>13,027,933.34</b>	<b>32,100,000.00</b>	<b>-</b>	<b>18,555,274.87</b>
<b>Economic Secotor</b>					
Ministry of Agriculture & Water Resource		218,000.00	4,500,000.00	4.84	322,500.00
College of Agriculture, Lafia		1,809,412.37	11,830,000.00	15.30	6,229,858.90
Ministry of Finance, Budget & Planning			6,000,000.00	-	12,638,440.00
Nasarawa Electricity Power Agency (NaEPA)		1,479,950.00	2,000,000.00	74.00	
Nasarawa State Water Board		243,000.00	700,000.00	34.71	345,500.00
<b>Total Economic Sector</b>		<b>3,750,362.37</b>	<b>25,030,000.00</b>	<b>14.98</b>	<b>19,536,298.90</b>

**NOTES TO THE FINANCIAL STATEMENTS FOR THE YEAR ENDED 31ST DECEMBER, 2021**

	REF.	ACTUAL 2021	FINAL BUDGET 2021	%TAGE ACHIVED	ACTUAL 2020
	NOTE	₦	₦	₦	₦
<b>Social Sector</b>					
Isa Mustapha Agwai Polytechnic, Lafia		167,844,620.70	170,100,000.00	98.67	39,241,231.00
College of Education, Akwanga		11,068,990.26	14,557,650.00	76.04	8,637,450.00
Vocational & Relevant Technology			4,000,000.00		
Dalhatu Araf Specialist Hospital		240,266,151.10	278,000,000.00	86.43	289,615,275.88
Hospital Management Board		156,744,720.00	137,530,000.00	113.97	134,522,668.00
Ministry of Environment & Solid Minerals		-	-	-	-
<b>Total Social Sector</b>		<b>575,924,482.06</b>	<b>604,187,650.00</b>	<b>95.32</b>	<b>472,016,624.88</b>
<b>3B(vi) Rent on Government Buildings</b>					
<b>Administrative Sector</b>					
Office of the Secretary to the State Government			50,500,000.00	-	-
Ministry of Information, Culture & Tourism		2,033,000.00	3,050,000.00	66.66	1,961,000.00
Office of the Head of Service		21,942,510.23	25,000,000.00	87.77	22,290,505.00
<b>Total Administrative Sector</b>		<b>23,975,510.23</b>	<b>78,550,000.00</b>	<b>30.52</b>	<b>24,251,505.00</b>
<b>Economic Secotor</b>					
Nasarawa Agricultural Development Board (NADP)			200,000.00	-	244,000.00
Ministry of Works, Housing & Transport			1,000,000.00	-	194,400.00
Nasarawa State Water Board		-	-	-	-
<b>Total Economic Sector</b>		<b>-</b>	<b>1,200,000.00</b>	<b>-</b>	<b>438,400.00</b>
<b>Social Sector</b>					
Ministry of Youth & Sports Development		683,000.00	1,500,000.00	45.53	330,000.00
Hospital Management Board		250,000.00	130,000.00		
College of Education, Akwanga		2,856,500.00	4,100,000.00	69.67	2,229,000.00
<b>Total Social Sector</b>		<b>3,789,500.00</b>	<b>5,730,000.00</b>	<b>66.13</b>	<b>2,559,000.00</b>

**NOTES TO THE FINANCIAL STATEMENTS FOR THE YEAR ENDED 31ST DECEMBER, 2021**

	REF.	ACTUAL 2021	FINAL BUDGET 2021	%TAGE ACHIVED	ACTUAL 2020
	NOTE	₦	₦	₦	₦
<b>3B(vii) Rent on Lands &amp; Others</b>		<u>536,216,045.35</u>	<u>642,000,000.00</u>	<u>83.52</u>	<u>591,494,321.40</u>
<b>Economic Secotor</b>					
Ministry of Lands & Urban Development		536,216,045.35	642,000,000.00	83.52	591,494,321.40
Total Economic Sector		<u>536,216,045.35</u>	<u>642,000,000.00</u>	<u>83.52</u>	<u>591,494,321.40</u>
<b>Social Sector</b>					
College of Education, Akwanga				-	
Total Social Sector		-	-	-	-
<b>3B(viii) Repayments-General</b>		<u>15,653,992.88</u>	<u>37,000,000.00</u>	<u>42.31</u>	<u>4,204,656,680.15</u>
<b>Economic Secotor</b>					
Ministry of Finance, Budget & Planning		15,653,992.88	37,000,000.00	42.31	15,754,664.77
Board of Internal Revenue Service					4,188,902,015.38
Total Economic Sector		<u>15,653,992.88</u>	<u>37,000,000.00</u>	<u>42.31</u>	<u>4,204,656,680.15</u>
<b>4 PERSONNEL COSTS</b>					
<b>I. ADMINISTRATIVE SECTOR</b>					
Government House Administration		106,112,186.25	112,432,552.00	94.38	77,903,334.47
Deputy Governor's Office		6,931,830.96	659,825.00	1,050.56	5,673,092.62
State Boundary Commission		1,294,881.36	13,912,218.00	9.31	1,013,520.96
Office of the SSA to His Excellency on SDGs		3,820,000.00	4,000,000.00	95.50	3,360,000.00
State Emergency Management Agency			2,571,523.00		
N/S Bureau For Public Procurement (NSBPP)			24,124,417.00		
Office of the Secretary to the State Government		333,801,195.89	396,079,949.00	84.28	433,718,746.30
Nasarawa State AIDS Control Agency (NASACA)		192,000.00	200,000.00	96.00	300,000.00
Nasarawa State Pension Bureau		12,301,315.34	23,143,960.00	53.15	11,887,639.38
Muslim Pilgrims Welfare Board		18,564,986.30	24,688,349.00	75.20	17,620,663.92
Christian Pilgrims Welfare Board		2,906,848.48	5,932,993.00	48.99	3,902,805.04
Nasarawa State House of Assembly		363,469,114.13	630,189,054.00	57.68	357,162,740.37
House of Assembly Service Commission		2,220,000.00	39,845,718.00	5.57	
Ministry of Information, Culture & Tourism		89,518,785.98	107,223,880.00	83.49	91,727,924.62
Nasarawa Broadcasting Service		250,139,851.64	250,354,740.00	99.91	229,633,648.38
Office of the Head of Civil Service		391,272,724.11	398,548,192.00	98.17	372,805,417.72
Office of the State Auditor General		30,568,487.44	64,374,742.00	47.49	30,834,897.93
Office of the Auditor General for Local Govt		33,492,847.34	41,132,851.00	81.43	33,066,280.46
Local Government Service Commission		2,940,829.28	3,367,307.00	87.33	2,153,509.02
Civil Service Commission		5,579,357.89	21,566,278.00	25.87	11,369,413.75
Nasarawa State Independent Electoral Comm		80,845,211.75	92,700,000.00	87.21	73,353,735.89
Total Administration Sector		<u>1,735,972,454.14</u>	<u>2,257,048,548.00</u>	<u>76.91</u>	<u>1,757,487,370.83</u>

**NOTES TO THE FINANCIAL STATEMENTS FOR THE YEAR ENDED 31ST DECEMBER, 2021**

	REF.	ACTUAL 2021	FINAL BUDGET 2021	%TAGE ACHIVED	ACTUAL 2020
4	NOTE	₦	₦	₦	₦
<b>II. ECONOMIC SECTOR</b>					
	Ministry of Agriculture & Water Resources	264,127,798.86	283,903,810.00	93.03	237,244,507.57
	College of Agriculture, Lafia	553,289,250.51	793,820,276.00	69.70	522,657,264.78
	Nasarawa Agricultural Dev Prog (NADP)	256,290,219.34	341,071,207.00	75.14	240,054,006.14
	Ministry of Finance & Economic Planning	74,427,092.41	115,750,000.00	64.30	68,442,696.61
	Office of the Accountant-General	267,411,085.68	228,793,036.00	116.88	271,162,688.42
	Board of Internal Revenue Service	121,403,776.77	219,875,653.00	55.21	113,309,992.57
	Ministry of Trade, Industry & Investent	46,166,175.83	72,403,348.00	63.76	47,950,689.12
	N/S Investment & Development Agency	6,759,000.00	20,000,000.00	33.80	
	Nasarawa State Market Management Bureau	875,000.00	14,720,000.00	5.94	
	Ministry of Works, Housing & Transport	155,730,613.75	194,394,480.00	80.11	146,967,664.28
	Nasarawa Electricity Power Agency (NaEPA)	2,857,200.00	5,000,000.00	57.14	1,165,000.00
	Ministry of Water Resources & Rural Development			-	
	Nasarawa State Water Board	123,078,836.10	173,375,787.00	70.99	106,442,548.22
	Nasarawa Urban Development Board	131,848,091.92	176,018,262.00	74.91	148,660,501.34
	N/State Community & Social Development Project				
	Ministry of Lands & Urban Development	79,176,234.32	86,402,166.00	91.64	62,269,995.89
	Nas. Geographic Information Service(NAGIS)	39,100,356.79	84,152,421.00	-	-
	<b>Total Economic Sector</b>	<b><u>2,122,540,732.28</u></b>	<b><u>2,809,680,446.00</u></b>	<b><u>75.54</u></b>	<b><u>1,966,327,554.94</u></b>
<b>III. LAW AND JUSTICE SECTOR</b>					
	Judicial Service Commission	109,434,720.96	127,361,444.00	85.92	75,128,884.89
	Ministry of Justice	89,119,168.81	125,315,844.00	71.12	65,280,803.98
	High Court of Justice	1,661,087,095.94	1,634,615,068.00	101.62	1,401,900,268.53
	Customary Court of Appeal	104,760,682.17	144,271,112.00	72.61	93,425,312.35
	Sharia Court of Appeal	122,789,041.96	139,051,546.00	88.30	96,954,613.67
	<b>Total Law and Justice Sector</b>	<b><u>2,087,190,709.84</u></b>	<b><u>2,170,615,014.00</u></b>	<b><u>96.16</u></b>	<b><u>1,732,689,883.42</u></b>
<b>14</b>					

**NOTES TO THE FINANCIAL STATEMENTS FOR THE YEAR ENDED 31ST DECEMBER, 2021**

	REF.	ACTUAL 2021	FINAL BUDGET 2021	%TAGE ACHIVED	ACTUAL 2020
4	NOTE	₦	₦	₦	₦
<b>IV. SOCIAL SECTOR</b>					
Ministry of Youth & Sports Development		1,594,978,923.72	1,005,998,599.00	158.55	1,729,383,787.16
Ministry of Women Affairs & Social Development		32,079,512.42	43,948,823.00	72.99	31,926,360.05
Nasarawa State Rehabilitation Board		23,066,980.42	25,053,711.00	92.07	13,506,316.11
Ministry of Education, Science & Technology		7,595,959,150.05	7,325,990,784.00	103.69	6,316,469,651.11
Nasarawa State Universal Basic Education Board		138,102,782.41	212,279,326.00	65.06	179,210,149.16
Nasarawa State Bureau for ICT (Library Board)		45,691,052.18	49,629,388.00	92.06	42,309,966.14
Isa Mustapha Agwai Polytechnic, Lafia		1,096,601,372.50	1,665,209,182.00	65.85	1,150,081,449.64
College of Education, Akwanga		1,415,793,595.58	2,204,086,997.00	64.23	1,568,776,123.20
Nasarawa State University, Keffi		3,507,753,059.83	4,970,808,013.00	70.57	3,051,023,618.29
Teachers Service Commission		3,346,823.41	6,612,397.00	50.61	4,029,608.66
Ministry of Special Education, Science & Technology				-	
Vocational & Relevant Technology		82,416,126.27	146,363,087.00	56.31	77,356,666.17
Scholarship Board					118,410,509.03
Ministry for Higher Education				-	
Ministry of Health		376,297,198.91	480,552,000.00	78.31	614,844,933.22
Nasarwa State Health Insurance Agency		45,985,202.64	1,024,900,632.00	4.49	6,279,000.00
Primary Healthcare Development Agency		5,877,193.19	7,500,000.00	78.36	2,254,434.00
Dalhatu Araf Specialist Hospital		3,230,613,371.41	3,199,640,089.00	100.97	3,082,189,194.29
Hospitals Management Board		2,004,627,561.53	2,229,115,798.00	89.93	1,746,386,963.81
General Hospital, Agbashi		170,500.00	300,000.00	56.83	
General Hospital, Akwanga		3,559,000.00	10,000,000.00	35.59	
General Hospital, Awe		210,000.00	2,000,000.00	10.50	
General Hospital, Doma		160,000.00	1,500,000.00	10.67	
General Hospital, Garaku		1,879,000.00	3,000,000.00	62.63	
General Hospital, Keana		845,000.00	2,000,000.00	42.25	
General Hospital, Keffi		2,403,000.00	4,000,000.00	60.08	
Mararaba Gurku Medical Centre		6,317,000.00	11,000,000.00	57.43	
General Hospital, Mararaba-Udege		297,000.00	2,000,000.00	14.85	
General Hospital, Nasarawa		1,948,000.00	3,500,000.00	55.66	
General Hospital, Nassarawa Eggon		2,361,500.00	2,500,000.00	94.46	
General Hospital, Obi		825,000.00	5,000,000.00	16.50	



**NOTES TO THE FINANCIAL STATEMENTS FOR THE YEAR ENDED 31ST DECEMBER, 2021**

	REF.	ACTUAL 2021	FINAL BUDGET 2021	%TAGE ACHIVED	ACTUAL 2020
	NOTE	₦	₦	₦	₦
<b>5</b>	<b>OVERHEAD COSTS</b>				
	<b>I. ADMINISTRATIVE SECTOR</b>				
	Government House Administration	2,133,575,687.19	1,997,762,532.00	106.80	1,904,208,793.03
	Deputy Governor's Office	338,266,733.42	464,560,000.00	72.81	282,785,443.40
	State Boundary Commission	25,122,986.62	51,752,000.00	48.54	4,434,493.00
	Office of the Snr Special Asst to His Exc on SDGs	19,158,380.30	34,030,000.00	56.30	16,009,070.10
	State Emergency Management Agency	41,313,503.00	102,142,000.00	40.45	16,622,540.00
	N/S Bureau For Public Procurement (NSBPP)	59,299,734.25	103,900,000.00	57.07	
	Office of the Secretary to the State Govt	6,617,876,060.67	6,264,053,350.00	105.65	5,840,430,737.94
	N/S AIDS Control Agency (NASACA)	17,524,832.85	36,715,000.00	47.73	22,857,372.52
	Nasarawa State Pension Bureau	7,203,971.88	10,857,000.00	66.35	7,200,657.80
	Muslim Pilgrims Welfare Board	70,696,678.25	627,740,000.00	11.26	211,550,197.38
	Christian Pilgrims Welfare Board	267,489,458.00	437,213,000.00	61.18	15,716,717.25
	Nasarawa State House of Assembly	1,081,195,400.65	2,272,120,000.00	47.59	1,202,073,010.67
	House of Assembly Service Commission	5,484,987.37	19,840,000.00	27.65	2,817,553.67
	Ministry of Information, Culture & Tourism	207,372,873.50	259,115,000.00	80.03	103,997,053.00
	Nasarawa Broadcasting Service	91,769,105.58	101,107,000.00	90.76	77,824,373.00
	Office of the Head of Civil Service	59,097,295.01	204,810,000.00	28.85	74,553,311.50
	Office of the State Auditor General	17,844,353.76	34,720,000.00	51.40	18,597,297.93
	Office of the Auditor General for Local Govt	19,833,579.75	32,836,000.00	60.40	19,400,016.00
	Local Government Service Commission	6,410,800.00	24,872,000.00	25.78	3,266,830.24
	Civil Service Commission	24,001,177.07	107,785,000.00	22.27	33,040,733.50
	N/ State Independent Electoral Comm.	823,244,543.80	811,860,000.00	101.40	29,359,281.75
	<b>Total Administration Sector</b>	<b><u>11,933,782,142.92</u></b>	<b><u>13,999,789,882.00</u></b>	<b><u>85.24</u></b>	<b><u>9,886,745,483.68</u></b>
	<b>II. Economic Sector</b>				
	Ministry of Agriculture & Water Resources	127,902,980.79	214,620,000.00	59.60	33,876,643.37
	College of Agriculture, Lafia	148,070,073.23	333,945,000.00	44.34	195,545,895.78
	Nasarawa Agricultural Dev. Prog (NADP)	1,099,300,000.00	1,138,210,000.00	96.58	31,182,930.46
	Ministry of Finance, Budget & Planning	1,311,984,791.19	1,770,210,000.00	74.11	133,285,160.77
	Office of the Accountant-General	265,077,037.75	242,970,000.00	109.10	84,833,786.38
	Board of Internal Revenue Service	314,066,828.39	373,820,000.00	84.02	116,914,823.50
	Ministry of Trade, Industry & Investent	29,416,979.80	111,154,525.00	26.46	41,522,394.48

**NOTES TO THE FINANCIAL STATEMENTS FOR THE YEAR ENDED 31ST DECEMBER, 2021**

	REF.	ACTUAL 2021	FINAL BUDGET 2021	%TAGE ACHIVED	ACTUAL 2020
5	NOTE	₦	₦	₦	₦
<b>OVERHEAD COSTS</b>					
N/S Investment & Development Agency		127,890,525.14	477,930,000.00	26.76	
Nasarawa State Market Mgt. Bureau		29,053,950.75	84,142,000.00	34.53	14,863,708.00
Ministry of Works, Housing & Transport		59,809,768.34	82,140,000.00	72.81	35,636,552.44
Nasarawa Electricity Power Agency (NaEPA)		31,935,409.43	64,315,000.00	49.65	23,883,891.00
Nasarawa State Water Board		206,348,349.49	183,265,000.00	112.60	81,438,617.56
Ministry of Housing & Urban Development					
Nasarawa Urban Development Board		70,311,946.50	87,530,000.00	80.33	55,404,246.50
N/S Community & Social Dev. Project					
Ministry of Lands & Urban Development		41,897,378.35	50,850,000.00	82.39	71,513,400.30
Nas. Geographic Information Service(NAGIS)		143,866,142.95	149,700,000.00	96.10	78,604,906.79
<b>Total Economic Sector</b>		<b>4,006,932,162.10</b>	<b>5,364,801,525.00</b>	<b>74.69</b>	<b>998,506,957.33</b>
<b>III. LAW AND JUSTICE SECTOR</b>					
Judicial Service Commission		61,362,742.14	78,460,000.00	78.21	30,193,983.51
Ministry of Justice		338,155,349.18	277,630,000.00	121.80	162,192,802.14
High Court of Justice		335,582,137.11	516,969,300.00	64.91	181,619,149.19
Customary Court of Appeal		47,415,448.91	135,084,339.00	35.10	26,295,249.60
Sharia Court of Appeal		15,198,910.56	70,220,000.00	21.64	13,161,845.45
<b>Total Law and Justice Sector</b>		<b>797,714,587.90</b>	<b>1,078,363,639.00</b>	<b>73.97</b>	<b>413,463,029.89</b>
<b>IV. SOCIAL SECTOR</b>					
Ministry of Youth & Sports Development		578,006,034.86	435,070,000.00	132.85	382,768,040.11
Ministry of Women Affairs & Social Dev.		70,672,803.50	139,510,000.00	50.66	68,634,331.92
Nasarawa State Rehabilitation Board		23,454,680.00	26,385,000.00	88.89	19,082,064.00
Ministry of Education, Science & Technology		553,505,066.35	870,020,000.00	63.62	486,617,530.47
Nasarawa State Universal Basic Education Board		119,769,516.56	302,695,800.00	39.57	98,536,066.92
N/ State Library Board (Bureau for ICT)		55,718,032.00	66,863,000.00	83.33	51,033,969.75
Isa Mustapha Agwai Polytechnic, Lafia		772,168,051.44	826,125,000.00	93.47	390,431,708.87
College of Education, Akwanga		510,178,300.05	854,764,500.00	59.69	406,407,870.81
Nasarawa State University, Keffi		1,781,400,424.67	2,125,700,000.00	83.80	795,590,105.12
Teachers Service Commission		9,804,029.98	128,150,500.00	7.65	4,621,888.50
Min. of Special Education, Science & Tech					
Vocational & Relevant Technology		16,835,705.46	77,300,000.00	21.78	24,367,107.06
Scholarship Board		68,164,476.72	606,107,000.00	11.25	2,532,914.75



**NOTES TO THE FINANCIAL STATEMENTS FOR THE YEAR ENDED 31ST DECEMBER, 2021**

	REF.	ACTUAL 2021	FINAL BUDGET 2021	%TAGE ACHIVED	ACTUAL 2020
5 OVERHEAD COSTS	NOTE	₦	₦	₦	₦
Ministry for Higher Education					
Ministry of Health		683,080,658.86	923,050,000.00	74.00	167,049,528.25
Nasarawa State Health Insurance Agency		8,557,752.32	74,920,000.00	11.42	14,674,911.68
Primary Healthcare Development Agency		279,340,519.27	647,737,000.00	43.13	84,100,265.27
Dalhatu Araf Specialist Hospital		76,698,220.31	645,100,000.00	11.89	98,594,148.22
Hospitals Management Board		83,977,698.85	399,680,000.00	21.01	430,383,907.80
General Hospital, Agbashi		1,557,822.00	3,130,000.00	49.77	
General Hospital, Akwanga		22,994,863.15	46,990,000.00	48.94	
General Hospital, Awe		3,723,117.12	9,728,000.00	38.27	
General Hospital, Doma		6,064,166.89	16,960,000.00	35.76	
General Hospital, Garaku		8,245,724.91	19,070,000.00	43.24	
General Hospital, Keana		6,391,706.82	16,870,000.00	37.89	
General Hospital, Keffi		5,357,530.31	17,380,000.00	30.83	
Mararaba Gurku Medical Centre		25,365,106.87	55,070,000.00	46.06	
General Hospital, Mararaba-Udege		4,115,176.85	6,540,000.00	62.92	
General Hospital, Nasarawa		14,608,168.94	28,360,000.00	51.51	
General Hospital, Nassarawa Eggon		11,510,034.70	23,924,000.00	48.11	
General Hospital, Obi		6,122,027.45	16,140,000.00	37.93	
General Hospital, Panda		3,709,743.00	4,995,000.00	74.27	
General Hospital, Toto		5,816,440.00	10,550,000.00	55.13	
General Hospital, Uke		5,587,735.77	11,150,000.00	50.11	
General Hospital, Umaisha		1,264,286.10	4,770,000.00	26.50	
General Hospital, Wamba		8,574,073.46	35,690,000.00	24.02	
School of Nursing & Midwifery		7,736,592.02	28,033,000.00	27.60	9,949,072.69
School of Health Technology		71,626,085.82	132,139,987.00	54.20	8,834,075.79
Min. of Environment & Natural Resources		53,672,968.00	227,750,000.00	23.57	173,663,695.75
Environmental Protection Agency		971,240.49	9,164,000.00	10.60	961,335.93
Nasarawa Waste Management Bureau		199,333,843.00	237,510,000.00	83.93	224,970,398.50
Min. for Local Govt & Chieftaincy Affairs		98,098,852.00	133,240,000.00	73.63	12,750,000.00
N/S Community & Social Dev. Project		153,666,785.56	190,180,000.00	80.80	
Nasarawa State Bureau for Rural Infrastructure		13,580,025.00	62,630,312.00	21.68	
Total Social Sector		<u>6,431,026,087.43</u>	<u>10,497,142,099.00</u>	61.26	<u>3,956,554,938.16</u>
<b>GRAND TOTAL OVERHEAD COSTS</b>		<u><b>23,169,454,980.35</b></u>	<u><b>30,940,097,145.00</b></u>	<b>74.88</b>	<u><b>15,255,270,409.06</b></u>

**NOTES TO THE FINANCIAL STATEMENTS FOR THE YEAR ENDED 31ST DECEMBER, 2021**

	REF.	ACTUAL 2021	FINAL BUDGET 2021	%TAGE ACHIVED	ACTUAL 2020
	NOTE	₦	₦	₦	₦
<b>6</b>	<b>GRANTS &amp; SUBVENTIONS TO BOARDS AND PARASTATALS</b>				
	Bilingual	4,232,490.55			4,248,982.92
	UNICEF Counterpart Funding				44,000,000.00
	CSDA Counterpart Funding				75,000,000.00
	IMPACT Project Intervention				36,000,000.00
	Federal Fire Service	3,500,000.00			
	Gomsi Computer	4,320,000.00			
	NARUWASA	15,000,000.00			
	Stata FADAMA	103,617,200.00			
	State Social Investment	80,000,000.00			
	State National Lifestock	8,000,000.00			
	Nigeria Television Authority (NTA), Lafia	3,000,000.00			
	Precious FM, Lafia	3,000,000.00			
	Nasarawa State RAAMP	200,000,000.00	-	-	
	<b>Total Grants &amp; Subventions to Boards and Parastatals</b>	<b>424,669,690.55</b>	<b>-</b>	<b>-</b>	<b>159,248,982.92</b>
<b>7</b>	<b>CONSOLIDATED REVENUE FUND CHARGES (SERVICE WIDE VOTE)</b>				
	AEDC - Electricity	182,422,018.74		-	144,273,461.60
	Salaries of Public Office Holders	1,184,031,550.14	1,080,300,571.00	109.60	1,121,951,253.40
	External Loans Interests	182,545,756.64	140,119,874.29	130.28	160,568,657.24
	Interna Loans Interests	1,656,915,801.59	2,031,267,021.20	81.57	1,685,688,133.41
	Other Charges	80,377,763.19	-	-	15,678,675.78
	<b>Total CRF - Service Wide Vote</b>	<b>3,286,292,890.30</b>	<b>3,251,687,466.49</b>	<b>101.06</b>	<b>3,128,160,181.43</b>
<b>8</b>	<b>CONTRIBUTION TO PENSION AND GRATUITY</b>				
	Nasarawa State Pension Bureau	5,747,219,392.70	4,128,000,000.00	139.23	4,543,033,911.57
<b>9</b>	<b>TRANSFER TO SINKING FUND INVESTMENT</b>				
	GTL Trustees & Stanbic IBTC Trustees Ltd	182,569,250			182,569,250
	SBN Security & Exchange Bond	-			1,219,616,530.00
	Nasarawa State New Issuance Bond Programme	-	-	-	1,371,949,401.00
	<b>Total</b>	<b>182,569,250.00</b>	<b>-</b>	<b>-</b>	<b>2,774,135,181.00</b>

**NOTES TO THE FINANCIAL STATEMENTS FOR THE YEAR ENDED 31ST DECEMBER, 2021**

	REF. NOTE	ACTUAL 2021	FINAL BUDGET 2021	%TAGE ACHIVED	ACTUAL 2020
		₦	₦	₦	₦
<b>10 CAPITAL EXPENDITURE</b>		<b>36,534,117,346.21</b>	<b>50,639,513,003.00</b>	<b>72.15</b>	<b>33,835,331,096.44</b>
<b>I. Administrative Sector</b>	<b>3</b>				
Deputy Governor's Office		41,444,099.10	97,069,350.00	42.70	
Nasarawa State Boundry Commission		1,641,000.00	97,800,000.00	1.68	
Office of the Snr Special Asst to His Exc on SDGs		672,183,554.91	702,250,000.00	95.72	226,269,943.00
Office of the Secretary to the State Govt		2,474,312,069.75	2,573,055,000.00	96.16	3,787,190,022.67
State Emergency Management Agency		101,999,390.00	221,750,000.00	46.00	32,105,000.00
N/S Bureau For Public Procurement (NSBPP)		43,824,775.00	55,500,000.00	78.96	
N/S AIDS Control Agency (NASACA)			10,000,000.00	-	
Nasarawa State Pension Bureau			15,700,000.00	-	
Muslim Pilgrims Welfare Board			30,100,000.00	-	
Christian Pilgrims Welfare Board			51,000,000.00	-	
Nasarawa State House of Assembly		260,000.00	438,000,000.00	0.06	293,348,900.00
Nasarawa State House of Assembly Service Commission			75,000,000.00	-	
Ministry of Information, Culture & Tourism		2,885,000.00	638,000,000.00	0.45	18,135,664.80
Nasarawa Broadcasting Service		19,000,000.00	132,000,000.00	14.39	1,240,000.00
Office of the Head of Civil Service			108,750,000.00	-	
Office of the State Auditor General		20,959,900.00	78,600,000.00	26.67	3,043,000.00
Office of the Auditor General for Local Government		5,443,350.00	101,500,000.00	5.36	1,820,000.00
Local Government Service Commission			59,800,000.00	-	
State Civil Service Commission		151,000.00	29,200,000.00	0.52	8,215,000.00
N/S Independent Electoral Commission (NSIEC)		4,005,438.00	117,500,000.00	3.41	
<b>Total Administrative Sector</b>		<b>3,388,109,576.76</b>	<b>5,632,574,350.00</b>	<b>60.15</b>	<b>4,371,367,530.47</b>
<b>II. Economn Sector</b>	<b>4</b>				
Ministry of Agriculture		877,171,806.90	1,153,600,000.00	76.04	495,940,303.80
College of Agriculture, Lafia		41,430,773.11	401,600,000.00	10.32	
Nasarawa Agricultural Development Project (NADP)		1,310,174,000.00	1,354,974,000.00		
Ministry of Finance & Economic Planning		17,824,380.00	205,200,000.00	8.69	5,160,970.00
Office of the Accountant-General		204,516,189.26	116,000,000.00	176.31	-
Board of Internal Revenue Service		38,929,500.55	490,000,000.00	7.94	

**NOTES TO THE FINANCIAL STATEMENTS FOR THE YEAR ENDED 31ST DECEMBER, 2021**

	REF.	ACTUAL 2021	FINAL BUDGET 2021	%TAGE ACHIVED	ACTUAL 2020
	NOTE	₦	₦	₦	₦
<b>II. Economin Sector</b>	<b>4</b>				
Ministry of Trade, Industry & Investment		147,707,144.07	1,664,000,000.00	8.88	241,184,900.47
Nasarawa State Investment & Development Agency		5,647,353.00	45,500,000.00	12.41	
Nasarawa State Market Mgt. Bureau		120,000.00	24,600,000.00	0.49	
Ministry of Works, Housing & Transport		7,137,822,453.81	11,418,500,000.00	62.51	5,273,228,886.42
Nasarawa Electricity Power Agency (NaEPA)		275,194,760.77	643,000,000.00	42.80	125,924,415.25
Nasarawa State Water Board		211,314,998.80	534,000,000.00	39.57	182,481,455.74
Nasarawa Urban Development Board		2,995,624,934.55	3,116,000,000.00	96.14	3,331,935,848.47
Ministry of Lands & Urban Development		153,283,448.00	327,000,000.00	46.88	205,169,982.12
Nas. Geographic Information Service(NAGIS)		335,782,577.00	550,000,000.00	61.05	182,076,503.84
Ministry of Finance & Economic Planning			-	-	171,510,539.91
<b>Total Economic Sector</b>		<u>13,752,544,319.82</u>	<u>22,043,974,000.00</u>	<u>62.39</u>	<u>10,214,613,806.02</u>
<b>10</b>	<b>III. Law &amp; Justice Sector</b>	<b>5</b>			
Judicial Service Commission		127,886,739.35	176,300,000.00	72.54	61,890,860.00
Ministry of Justice			57,300,000.00	-	2,880,000.00
High Court of Justice		523,912,635.00	620,000,000.00	84.50	522,062,131.32
Customary Court of Appeal		100,205,000.00	165,342,600.00	60.60	
Sharia Court of Appeal		112,038,629.04	177,500,000.00	-	
<b>Total Law &amp; Justice</b>		<u>864,043,003.39</u>	<u>1,196,442,600.00</u>	<u>72.22</u>	<u>586,832,991.32</u>
	<b>IV. Social Sector</b>	<b>6</b>			
Ministry of Youth & Sports Development		54,925,847.00	182,000,000.00	30.18	15,076,213.00
Ministry of Women Affairs & Social Dev.		99,500.00	99,000,000.00	0.10	4,004,380.00
Nasarawa State Rehabilitation Board		6,480,000.00	45,000,000.00	14.40	1,000,000.00
Ministry of Education, Science & Technology		2,378,998,834.24	3,911,000,000.00	60.83	204,797,580.69
N/S Universal Basic Education Board		5,530,328,749.57	4,717,918,834.00	117.22	6,631,108,628.68
Nasarawa State Bureau for ICT (Library Board)		8,203,000.00	62,000,000.00	13.23	
Isa Mustapha Agwai Polytechnic, Lafia		990,204,899.18	1,324,000,000.00	74.79	572,881,535.62
College of Education, Akwanga		411,903,137.02	146,500,000.00	281.16	717,120,350.83
Nasarawa State University, Keffi		2,558,872,095.79	2,857,533,727.00	89.55	356,246,349.68
Teachers Service Commission		1,000,000.00	47,500,000.00	2.11	
Vocational & Relevant Technology			43,500,000.00	-	2,203,450.00



**NOTES TO THE FINANCIAL STATEMENTS FOR THE YEAR ENDED 31ST DECEMBER, 2021**

		REF.	ACTUAL 2021	FINAL BUDGET 2021	%TAGE ACHIVED	ACTUAL 2020
		NOTE	₦	₦	₦	₦
<b>11</b>	<b>AIDS AND GRANTS RECEIVED:</b>		<u>31,502,210,074.85</u>	<u>15,356,500,000.00</u>	<u>205.14</u>	<u>19,175,567,509.67</u>
	<b>A: Domestic Grants Received</b>	Ref.No. 8				
	Nasarawa State Universal Basic Education	Ref.No. 8	8,702,145,451.24	2,448,500,000.00	355.41	2,219,156,231.16
	State Emergency Management Agency	Ref.No. 8	2,130,000.00	100,000,000.00	2.13	
	N/S Independent Electoral Commission (NASIEC)		330,000,000.00			
	Ministry of Finance & Economic Planning	Ref.No. 8	9,055,111,136.85	4,150,000,000.00	218.20	5,526,852,141.58
	Office of the Senior Special Assistant to HE on SDGs	Ref.No. 8		250,000,000.00		
	Ministry of Health	Ref.No. 8				2,500,000.00
	Ministry of Environment & Solid Minerals		22,750,783.46	1,600,000,000.00		
	Primary Healthcare Development Agency		1,170,520,450.17	200,000,000.00		
	Hospital Management Board	Ref.No. 8	1,125,350,368.75	27,000,000.00	4,167.96	346,911,209.12
	Nasarawa State Polytechnic, Lafia	Ref.No. 8	4,201,389,173.10	1,111,000,000.00	378.16	178,423,826.10
	College of Education, Akwanga	Ref.No. 8	1,409,259,637.52	1,030,000,000.00	136.82	1,106,718,517.92
	Nasarawa State University, Keffi	Ref.No. 8	4,200,699,847.54	2,550,000,000.00	-	1,634,185,572.33
	<b>Total Domestic Grants</b>		<u>30,219,356,848.63</u>	<u>13,466,500,000.00</u>	<u>224.40</u>	<u>11,014,747,498.21</u>
	<b>B: Foreign Grants Received</b>					
	Ministry of Finance & Economic Planning			20,000,000.00		261,127,288.50
	State Emergency Management Agency			50,000,000.00		
	Ministry of Agriculture					298,740,962.12
	Ministry of Health		1,196,956,037.74	1,400,000,000.00	85.50	64,829,396.65
	Primary Healthcare Development Agency		85,897,188.48	370,000,000.00	23.22	5,734,896,862.99
	Ministry of Environment & Solid Minerals			50,000,000.00	-	1,801,225,501.20
	<b>Total Foreign Grants</b>		<u>1,282,853,226.22</u>	<u>1,890,000,000.00</u>	<u>67.88</u>	<u>8,160,820,011.46</u>
<b>12</b>	<b>DOMESTIC/FOREIGN LOANS/BORROWINGS</b>		<u>-</u>	<u>14,455,798,162.27</u>		<u>3,550,000,000.00</u>
	<b>A: DOMESTIC LOANS</b>					
	Infrastructural Development Loan - Bonds			5,101,500,000.00		2,000,000,000.00
	Local Loan		-			-
	<b>Total Domestic Loans</b>		<u>-</u>	<u>5,101,500,000.00</u>		<u>2,000,000,000.00</u>
	<b>B: Foreign LOANS</b>					
	CSDA					-
	Nigeria Erosion & Water Shed Magt Proj (NEWMAP)			9,354,298,162.27		1,550,000,000.00
	ANRIN		-			-

	Total Foreign Loans		-	9,354,298,162.27		1,550,000,000.00
--	---------------------	--	---	------------------	--	------------------

24

**NOTES TO THE FINANCIAL STATEMENTS FOR THE YEAR ENDED 31ST DECEMBER, 2021**

		REF.	ACTUAL 2021	FINAL BUDGET 2021	%TAGE ACHIVED	ACTUAL 2020
		NOTE	₦	₦	₦	₦
<b>13</b>	<b>EXTERNAL LOANS REPAYMENT</b>	<b>7A</b>				
i.	N/State - Plateau State Water Project (CHF)		4,791,527.32	4,771,827.09	100.41	3,873,112.55
ii.	N/State - Plateau State Water Project (USD)		19,678,121.65	19,970,197.92	98.54	15,267,407.50
iii.	N/State - Plateau State Water Proj. - (EUR) -ADF		5,292,915.00	4,252,876.74	124.45	3,713,508.79
iv.	N/State Health System Dev. Project I - (IDA)		17,061,964.40	13,021,565.07	131.03	14,991,491.34
v.	N/State Comm. Based Urban Dev. Project - (IDA)		142,856,298.38	109,026,121.65	131.03	125,519,308.23
vi.	Nasarawa State HIV/AIDS Programme - (IDA)		87,404,574.59	65,543,204.48	133.35	50,832,193.27
vii.	N/State Community & Social Dv. Project - (IDA)		38,271,002.24	29,204,998.02	131.04	33,454,265.00
viii.	Nasarawa State Third Fadama Projctcs - (IDA)		56,723,916.32	43,298,072.00	131.01	46,226,418.04
ix.	N/State Health System Dev. Project II - (IDA)		27,242,818.05	20,791,262.74	131.03	23,936,603.15
x.	N/State Health Investment Project - (IDA)		-	-	-	-
			-	-	-	-
	Total External Loans Repayment		<u>399,323,137.95</u>	<u>309,880,125.71</u>	<u>128.86</u>	<u>317,814,307.87</u>
<b>14</b>	<b>INTERNAL LOANS REPAYMENT</b>	<b>7B</b>				
i	5BN - Security and Exchange Bond					983,780,736.96
ii.	5BN - State Bond		835,444,844.03	1,024,199,031.77	81.57	715,000,771.87
iii.	3.9BN - Salary Bailout - Fidelity Bank Plc		58,281,765.14	71,449,513.22	81.57	27,322,766.90
iv.	10BN - Infrastructural Dev. Loan - Access Bank Plc		118,777,637.68	145,613,372.78	81.57	63,818,120.18
v.	Budget Support Facility		495,517,521.59	607,471,061.03	81.57	29,663,958.32
	Total Internal Loans Repayment		<u>1,508,021,768.44</u>	<u>1,848,732,978.80</u>	<u>81.57</u>	<u>1,819,586,354.23</u>
<b>15</b>	<b>PROJECTS &amp; PROG. INTERVENTION FUNDS</b>		<b>BANK</b>	<b>ACCOUNT NUMBER</b>	<b>ACTUAL 2021</b>	<b>ACTUAL 2020</b>
					₦	₦
1	MDG CGS OPERATION ACCOUNT					
2	Office of the SSA to His Excellency on SDGs		ZBN	1012840310	2,690,367.01	2,976,768.10
3	Office of the SSA to His Excellency on SDGs		ZBN	1013246421	6,371,899.85	5,505,210.84
4	Office of the SSA to His Excellency on SDGs					8,565,016.76
5	Office of the SSA to His Excellency on SDGs					990,983.54
6	N/S Universal UBE Matching Grant A/C - Access		ACCESS BANK	1405865328	887,193,838.12	4,416,809,425.99
7	N/S Universal Basic Education Board - FCMB		FCMB	1474052017	2,999,059.97	7,637,884.65
8	Nasarawa State UBE Teachers PDP - Access		ACCESS BANK	0006278120	3,419,530.87	323,205,078.86

9	N/S Universal UBE Matching Grant A/C - Access 2		ACCESS BANK	0710142742	1,190,109.16	542,957,027.70
25						
<b>NOTES TO THE FINANCIAL STATEMENTS FOR THE YEAR ENDED 31ST DECEMBER, 2021</b>						
		REF.	BANK	ACCOUNT NUMBER	ACTUAL 2021	ACTUAL 2020
		NOTE			₦	₦
<b>15</b>	<b>PROJECTS &amp; PROG. INTERVENTION FUNDS</b>					
10	Nasarawa State Universal UBE BOARD		ZBN	1016721466	77,969.38	-
11	FIDELITY BANK - SOCU		Fidelity Bank Plc	5030081220	129,059,959.20	104,539,315.05
12	FIDELITY BANK - CSDA - IDA Interest Account		Fidelity Bank Plc	5030082162	11,719.62	3,055,235.50
13	SKYE BANK - CSDP - GCC Interest Account		Fidelity Bank Plc	5030052680	16,745.98	576,392.73
14	STATE CASH TRANSFER UNIT (SCTU)		Fidelity Bank Plc	5030086490	12,209,478.34	1,798,627.34
15	STATE CASH TRANSFER UNIT (SCTU)		ZENITH BANK	1215702004	49,729.73	
16	FCMB - NEWMAP (IDA ACCOUNT)		FCMB		1,139,688,270.90	2,161,850,832.00
17	FCMB - NEWMAP (GCC ACCOUNT)		FCMB		1,203,217.09	170,271,383.38
18	FCMB - NEWMAP INTEREST ACCOUNT		FCMB		2,295,470.00	1,225,501.20
19	FCMB - NEWMAP DRAW DOWN ACCOUNT		FCMB		5,739,022.15	4,081,912.60
20	FCMB - ANRIN IDA PROJECT ACCOUNT		FCMB		14,262,198.50	3,879,685.43
21	FCMB - ANRIN IDA PROJECT ACCOUNT		FCMB	5833449030	129,320,588.70	
22	FCMB - ANRIN NAPHA DLI ACCOUNT		FCMB	5833449078	19,006,537.55	
23	FCMB - ANRIN GCC ACCOUNT		FCMB	5833449061	5,981,391.53	
24	FCMB - ANRIN DRAW DOWN ACCOUNT		FCMB	5833449016	4,075,305.18	
25	UNCEF SSG OFFICE		Zenith Bank	1011842661	4,523.51	
26	UNCEF MINISTRY OF HEALTH		FIRST BANK PLC	2000545009	139,506.10	
27	COVID-19 WORLD BANK SUPPORT		ACCESS BANK	1406633544	11,975,162.90	
28	FADAMA NG CARES		ZENITH BANK	1214091129	10,019,393.66	
29	NASARAWA STBLCP-TB		ECO BANK	4200008043	2,580,439.09	
30	NASARAWA STATE GFATM-MDR-TB		GTB	0242422607	634,186.55	
31	TBL CONTROL PROGRAMME		ACCESS BANK	0815714765	502,636.87	
32	CENTRAL BANK - Saving One-Million Life		CENTRAL BANK	035026621013	1,462,368,247.08	748,741,051.05
33	FIDELITY BANK - Saving One-Million Life					33,174,580.00
34	FCMB - NSHIP DLI Dollar Account		FCMB	2425094018	25,763,905.80	23,954,277.60
35	FIDELITY BANK - CSDP - IDA					70,810,056.47
36	CSDP GCC Project Account					104,063,014.42
37	Fidelity Bank - NSHIP INTEREST Account		FIDELITY BANK PLC	5090377800	18,720,000.00	18,720,000.00
38	BILINGUAL ISDP PROJECT ACCOUNT (NAIRA)		Polaris Bank Plc	4060011571	8,252,135.10	
39	BILL & MILLENDIA GATE FOUNDATION - DOLLAR		Polaris Bank Plc	4060011588	27,188,563.20	56,847,006.00



40	BILINGUAL ISDP PROJECT ACCOUNT		ZBN	1015802049	354,852.12	
26						
<b>NOTES TO THE FINANCIAL STATEMENTS FOR THE YEAR ENDED 31ST DECEMBER, 2021</b>						
		REF.	BANK	ACCOUNT NUMBER	ACTUAL 2021	ACTUAL 2020
		NOTE			₦	₦
<b>15</b>	<b>PROJECTS &amp; PROG. INTERVENTION FUNDS</b>					
41	Isa Mustapha Agwai Polytechnic, Lafia		ZBN	1015237858	2,832,353.21	1,071,839.37
42	Isa Mustapha Agwai Polytechnic, Lafia		UBA	1002016062	1,024,074.70	800,738.72
43	Isa Mustapha Agwai Polytechnic, Lafia		UBA	1005520472	130,232.19	620,155.98
44	Isa Mustapha Agwai Polytechnic, Lafia		UBA	1014461656	69,310,958.92	33,462,152.96
45	Isa Mustapha Agwai Polytechnic, Lafia		FBN	2005493744	152,010,554.38	310,906,193.69
46	Isa Mustapha Agwai Polytechnic, Lafia		ZBN	1010713375	3,585,189.47	-
47	Isa Mustapha Agwai Polytechnic, Lafia		FBN	2013728230	29,186,860.78	-
48	College of Agriculture, Lafia		STANBIC IBTC	9202175784	8,725,753.66	3,288,032.09
49	College of Agriculture, Lafia		ECO BANK	4202000285	274,471.83	452,401.62
50	College of Agriculture, Lafia		FBN	2000220767	13,181,366.58	894,612.48
51	College of Agriculture, Lafia		ZBN	1011174414	94,384.26	10,145,610.33
52	College of Agriculture, Lafia		ACCESS BANK	0015361384	2,133,295.98	-
53	College of Agriculture, Lafia		UNITY BANK	0015814168	833,622.85	-
54	College of Education, Akwanga		UNITY	0016245361	567,811.23	10,223,155.70
55	College of Education, Akwanga		UNITY	0038671450	771,589.62	1,604,651.82
56	College of Education, Akwanga		UNITY	0008662507	2,957,979.57	13,066,686.14
57	College of Education, Akwanga		UBA	1013969959	104,546,203.28	2,124,535.05
58	College of Education, Akwanga		UBA	1015598340	15,399,387.47	2,199,992.00
59	College of Education, Akwanga		UBA	1007156501	6,133,755.86	251,525.82
60	College of Education, Akwanga		UBA	2190264051	917,590.37	1,704,029.67
61	College of Education, Akwanga		ACCESS	0013159981	2,247,406.21	1,658,866.19
62	College of Education, Akwanga		ACCESS	0013160291	1,228,204.27	39,820,957.45
63	College of Education, Akwanga		ACCESS	0063009263	360,390.05	56,055,394.81
64	College of Education, Akwanga		ACCESS	0013160349	14,683,514.95	360,454.55
65	College of Education Akwanga		ACCESS	0063022000	30,552,995.63	-
66	NSUK POST GRADUATE DUES ACCT.		ACCESS	0015169377	1,954,289.80	-
67	NSUK ETF		ACCESS	0015164042	1,152,872,197.35	-
68	NSUK ENDOWMENT ACCOUNT		ACCESS	0015139895	663,146.71	-
69	NSUK INFORMATION TECH.CENTRE		ACCESS	0025450940	397,236.25	-
70	NSUK POST GRADUATE		ACCESS	0015164028	1,071,017.09	-
71	NSUK PINANPU		ACCESS	0035816314	594,737.01	-
72	NSUK STUDENTS' ACCOUNT		ECO	4222000485	102,125,530.53	-
73	NSUK AVCNU CONFERENCE ACCOUNT		ECO	4222020726	201,649.54	-

74	NSUK LVT STUDENTS ACCOUNT		ECO	4222020692	323,642.87	-
75	NSUK UME SCREENING ACCOUNT		ECO	4222000409	1,657,750.31	-

27

**NOTES TO THE FINANCIAL STATEMENTS FOR THE YEAR ENDED 31ST DECEMBER, 2021**

		REF.	BANK	ACCOUNT NUMBER	ACTUAL 2021	ACTUAL 2020
		NOTE			₦	₦
<b>15</b>	<b>PROJECTS &amp; PROG. INTERVENTION FUNDS</b>					
76	NSUK HEALTH SERVICES ACCOUNT		ECO	4222003015	5,922,656.48	-
77	NASARAWA STATE UNIVERSITY COLLECTION ACCT.		ECO	4222020018	134,052.37	-
78	NSUK TETFUND EDUCATION ACCOUNT		FIRST	2022355142	84,660,512.41	-
79	NASARAWA STATE UNIVERSITY,KEFFI		FIRST	2022220796	22,097,124.66	-
80	NASARAWA STATE UNIVERSITY HOLDING ACCT.		FIRST	2022226097	132,628.50	-
81	NSUK COLLECTION UNDERGRADUATE		FCMB	1282339018	1,510,238.92	-
82	NASARAWA STATE UNIVERSITY,KEFFI		KEYSTONE	1002860562	7,321.73	-
83	NUSK UBA CAPITAL		UBA	1016762601	15,619,718.24	-
84	NASARAWA STATE UNIVERSITY OPERATIONS ACCT.		ZENITH	1010807795	56,908.46	-
85	NASARAWA STATE UNIVERSITY ENDOWMENT ACCT.		ZENITH	1012521187	7,173.01	-
86	NSUK STUDENTS' SCHOOL FEES COLLECTION ACCT.		ZENITH	1011448898	115,956,024.49	-
87	NASARAWA STATE UNIVERSITY,KEFFI (ACCESS MAIN)		ACCESS BANK	0015139929	902,376.07	21,783,260.39
88	Nasarawa State University, Keffi					10,669,846.97
89	Nasarawa State University, Keffi					78,091,966.09
90	Nasarawa State University, Keffi					1,169,238.24
	<b>TOTAL PROJECTS &amp; PROG. INTERVENTION FUNDS</b>				<b>5,907,923,840.93</b>	<b>9,418,662,565.34</b>
<b>16</b>	<b>TREASURIES AND BANK BALANCES:</b>					
1	Government House Administration		ZBN	1011412912	3,447,057.52	9,297,369.11
2	Government House Administration		FIDELITY	5030037351	4,784,510.90	1,134,455.40
3	Government House Administration		CASH	CASH	21,465,365.25	-
4	Bureau for Public Procurement		POLARIS	4060013991	6,576,862.00	2,649,667.25
5	Deputy Governor's Office		ZBN	1011270402	23,485,880.36	12,211.50
6	Deputy Governor's Office		FIDELITY	5030040373		2,230.08
7	State Boundary Commission		FIDELITY	5030043367	113,764.20	20,750.82
8	State emergency Management Agency		FIDELITY	5030038884	264,328.05	142,211.50
9	Office of the Secretary to the State Governemnt					1,463,330.97
10	Office of the Secretary to the State Governemnt		ZBN	1016601490	24,951,001.70	266,653,769.66
11	Office of the Secretary to the State Governemnt		UBA	1014181950	8,806,158.43	13,437.68
12	Nasarawa State AIDS Control Agency (NASACA)		ZBN	1014066505	4,433,422.49	5,744,805.34
13	Nasarawa State Pension Bureau		STANBIC IBTC	0002085181	615,749.98	19,711.54
14	Nasarawa State Pension Bureau		UBA	1017218569	12,824,393.38	-

15	Nasarawa State Pension Bureau		FIDELITY	5030021761	307,625.92	-
----	-------------------------------	--	----------	------------	------------	---

28

**NOTES TO THE FINANCIAL STATEMENTS FOR THE YEAR ENDED 31ST DECEMBER, 2021**

		REF.	BANK	ACCOUNT NUMBER	ACTUAL 2021	ACTUAL 2020
		NOTE			₦	₦
<b>16</b>	<b>TREASURIES AND BANK BALANCES:</b>					
16	Nasarawa State Pension Bureau		HERITAGE	5900012105	101,179,181.67	-
17	Muslim Pilgrims Welfare Board		ZBN	1013781539	526,055.83	15,524.08
18	Christian Pilgrims Welfare Board		UNITY BANK	0015814467	325,108.48	3,925,639.21
19	Nasarawa State House of Assembly		FBN	2014437142	192,124.90	192,267.17
20	Nasarawa State House of Assembly		FBN	2000441111	10,757.30	11,091.50
21	Nasarawa State House of Assembly		POLARIS	4030011525	7,611,375.66	30,475,765.32
22	N/State House of Assembly Service Commission		UBA	1015201758	530,870.00	-
23	Ministry of Information, Culture and Tourism		UBA	1015773787	7,425,951.43	3,547,564.93
24	Nasarawa State Broadcasting Service		POLARIS	1750012722	19,509.50	5,158,907.25
25	Nasarawa State Broadcasting Service		ZBN	1010832928	1,805,025.30	-
26	Office of the Head of Service		UNITY BANK	0015814560	2,917,815.54	4,880.94
27	Office of the State Auditor - General		UBA	1013104518	13,505.82	9,903.83
28	Office of the Auditor - General for Local Govt.		ZBN	1014865241	2,517.75	2,088.25
29	Office of the Auditor - General for Local Govt.		FIDELITY	5030050954		9.25
30	Local Government Service Commission		UNITY BANK	0007675223	252,177.94	12,934.34
31	Civil Service Commission		POLARIS	1750015125	100,948.52	26,047.59
32	Nasarawa State Independent Electoral Commission		ZBN	1016514031	22,640,604.00	9,640.25
33	Nasarawa State Independent Electoral Commission		POLARIS	1750017851	14,497.13	913.06
34	Nasarawa State Independent Electoral Commission		HERITAGE	5900012851	51,392.10	-
35	Nasarawa State Independent Electoral Commission		UBA	1003956758	193.06	-
36	Ministry of Agriculture		ACCESS	0112508193	3,034,980.95	268,326.95
37	N/State Agricultural Development Prog. (NADP)		ACCESS	0012527558	500,946.34	
38	Ministry of Finance, Budget & Planning		ACCESS BANK	0006278027	4,932,453.85	3,406.34
39	Ministry of Finance, Budget & Planning		UNITY BANK	0020889308	748,755.07	21,585.53
40	Ministry of Finance, Budget & Planning		UNITY BANK	0015814539	321,482.09	44,615.59
41	Ministry of Finance, Budget & Planning		ZBN	1017688959	1,502,236.89	-
42	Ministry of Finance, Budget & Planning		ZBN	1012851730	1,083.00	-
43	Office of the Accountant-General		ECO	5202125900	9,354,495.92	1,242,269.77
44	Board of Internal Revenue Service		FBN	2017550275	16,435,187.33	217,483.13
45	Board of Internal Revenue Service		FCMB	0640020012		2,003,200.69

46	Board of Internal Revenue Service		ACCESS 1	0010852756	-	1,280,343.81
----	-----------------------------------	--	----------	------------	---	--------------

29

**NOTES TO THE FINANCIAL STATEMENTS FOR THE YEAR ENDED 31ST DECEMBER, 2021**

		REF.	BANK	ACCOUNT NUMBER	ACTUAL 2021	ACTUAL 2020
		NOTE			₦	₦
<b>16</b>	<b>TREASURIES AND BANK BALANCES:</b>					
47	Board of Internal Revenue Service		ACCESS 2	0028327246	-	132,710.31
48	Board of Internal Revenue Service		ACCESS MARARABA	0044495460	198,201.12	24,270,415.33
49	Board of Internal Revenue Service		ACCESS/DIAMOND	0015361360	396,990.72	147,327.49
50	Board of Internal Revenue Service		ACCESS/DIAMOND	0013163216	2,415,850.90	2,519,779.69
51	Board of Internal Revenue Service		ACCESS/DIAMOND	0015361353	-	231,850.00
52	Board of Internal Revenue Service		ECO LAFIA	4202066432	231,850.00	83,217,501.39
53	Board of Internal Revenue Service		FIRST LAFIA	2017550275	16,435,147.33	6,696,933.23
54	Board of Internal Revenue Service		FIRST LAFIA	2005675850	23,396,812.44	4,768,986.01
55	Board of Internal Revenue Service		FCMB	0640020012	2,027,765.30	947,190.42
56	Board of Internal Revenue Service		FIDELITY LAFIA	5030021730	-	95,715.55
57	Board of Internal Revenue Service		FIDELITY KARU	5030023655	53,288,550.55	12,621,440.94
58	Board of Internal Revenue Service		GTB	0564587680	-	626,467.60
59	Board of Internal Revenue Service		GTB RECOVERY	0564587714	-	1,886,587.12
60	Board of Internal Revenue Service		HERITAGE LAFIA	5600004213	12,987,486.47	3,997,513.75
61	Board of Internal Revenue Service		JAIZ	0005761467	16,348,397.14	1,479.47
62	Board of Internal Revenue Service		KEYSTONE	1007259792	37,972.35	9,596,275.80
63	Board of Internal Revenue Service		POLARIS	1790136299	2,377,173.03	-
64	Board of Internal Revenue Service		STANBIC LAFIA	9202186898	95,715.55	-
65	Board of Internal Revenue Service		UBA LAFIA 1	1004009400	22,448,890.52	-
66	Board of Internal Revenue Service		UBA LAFIA 2	1004000074	13,847,527.92	-
67	Board of Internal Revenue Service		UNITY LAFIA	0015815048	689,637.73	-
68	Board of Internal Revenue Service		UNITY KEFFI	0014934096	2,731,812.05	-
69	Board of Internal Revenue Service		UNITY AKW	0013938028	1,479.47	-
70	Board of Internal Revenue Service		UNION	0039456831	1,034,285.57	-
71	Ministry of Commerce, Industry & Cooperatives		ZBN	1015895878	1,001,457.00	2,996.50
72	Ministry of Commerce, Industry & Cooperatives		ZBN	1011514751	1,325.53	969,647.53
73	Nasarawa Investment and Development Agency		ZBN	1213415573	21,054.97	-
74	Nasarawa Investment and Development Agency		UBA	1024073779	388,449.91	-
75	Nasarawa State Market Management Bureau		ACCESS BANK	0796273095	502,380.53	3,053.19
76	Ministry of Works, Housing & Transport		ECO	4202016033	1,234,273.17	-

77	Nasarawa Electricity Power Agency (NaEPA)		UBA	1020928675	4,874.15	10,380.19
----	---	--	-----	------------	----------	-----------

30

**NOTES TO THE FINANCIAL STATEMENTS FOR THE YEAR ENDED 31ST DECEMBER, 2021**

		REF.	BANK	ACCOUNT NUMBER	ACTUAL 2021	ACTUAL 2020
		NOTE			₦	₦
<b>16</b>	<b>TREASURIES AND BANK BALANCES:</b>					
78	Ministry of Water Resources & Rural Development					1,897,243.36
79	Nasarawa Urban Development Board		FCMB	1395666018	3,317,357.42	25,903.92
80	Ministry of Lands and Town Planning		UNITY BANK	0014957747	2,943,229.43	5,000,069.93
81	Ministry of Lands and Town Planning		UNITY BANK	0024531090	1,621,434.25	27,748,675.51
82	Nasarawa Geographic Information Services (NAGIS)		FIDELITY	5030093551	7,772.99	4,997,360.30
83	Judicial Service Commission		POLARIS	4050003966	13,730,210.62	3,558.93
84	Ministry of Justice		FIDELITY	5030039939	38,419,931.68	26,936,810.40
85	Ministry of Justice		FIDELITY			26,936,810.40
86	High Court of Justice		UNITY BANK	0022542076	1,215,838.75	310,425.65
87	Customary Court of Appeal		ACCESS BANK	0006277295	13,260,073.20	4,000.00
88	Sharia Court of Appeal		POLARIS	1750014733	1,596.56	1,282.52
89	Ministry of Youth & Sport Development					884.55
90	Ministry of Youth & Sport Development		FIDELITY	5030021778	32,995,612.87	8,000,882.12
91	Ministry of Youth & Sport Development		FCMB	6075497012		5,365.71
92	Ministry of Youth & Sport Development (NAYES)		FCMB	6075497012	3,993.35	669.50
93	Ministry of Youth & Sport Development (NAYES)		HERITAGE	5900010242	652.00	-
94	Ministry of Women Affairs & Social Development		UBA	1001526184	62,465.50	4,452,167.00
95	Ministry of Women Affairs & Social Development		ZBN	1011028964	607,508.64	10,500.64
96	Nasarawa State Liaison Office		FIDELITY	5030038901	23,398.25	18,117.40
97	Nasarawa State Rehabilitation Board		POLARIS	1750023001	3,351.37	1,001,407.37
98	Ministry of Education		UBA	1015935679	769,691.52	5,093,435.36
99	Ministry of Education					15,140.10
100	Ministry of Education (Special School Lafia)		FIDELITY	5030093214	1,503,979.10	-
101	Nasarawa State Universal Basic Education Board		ZENITH	1016721455	77,696.38	(867.90)
102	Nasarawa State UBE Matching Grant A/C - Keystone		KEYSTONE	1007345082	1,826,332,544.24	421,206,472.68
103	Nasarawa State Bureau for ICT (Library Board)		FIDELITY	5030081615	1,125,099.40	2,562.15
104	Teachers' Service Commission		UBA	1009986270	3,989,686.52	4,375.40
105	Bureau for Science & Tech. Education (Rel. Tech. Board)		UBA	1007210896	258,517.83	3,483.33
106	Nasarawa State Scholarship Board		FIDELITY	5030025893	203,647.45	1,312.08
107	Ministry of Health		FIDELITY	5030039456	32,436,008.25	20,000,034.22

108	Primary Healthcare Development Agency		ECO	4202001615	36,819,946.50	8,422,152.66
-----	---------------------------------------	--	-----	------------	---------------	--------------

31

**NOTES TO THE FINANCIAL STATEMENTS FOR THE YEAR ENDED 31ST DECEMBER, 2021**

		REF.	BANK	ACCOUNT NUMBER	ACTUAL 2021	ACTUAL 2020
		NOTE			₦	₦
<b>15</b>	<b>TREASURIES AND BANK BALANCES:</b>					
109	Dalhatu Araf Specialist Hospital		UBA	1011326594	56,266,557.58	1,192,795.65
110	Dalhatu Araf Specialist Hospital		UNION	0024613788	1,207,642.37	590,757.55
111	Dalhatu Araf Specialist Hospital		FBN		421,501.09	1,974,341.19
112	Dalhatu Araf Specialist Hospital		ZENITH	1013051867	6,773,519.79	4,338,417.27
113	Dalhatu Araf Specialist Hospital		ECO	4202125603	1,849,876.56	9,748,425.18
114	Dalhatu Araf Specialist Hospital		GTB	0046045176	1,047,648.85	1,302,865.20
115	Dalhatu Araf Specialist Hospital					1,304,822.51
116	Hospitals Management Board		FBN	2021424683	1,088,371.70	2,051,742.00
117	Hospitals Management Board		FBN	2021424786	2,222,509.71	6,085,201.11
118	Hospitals Management Board		FBN	2021424779	2,467,244.10	5,140,368.50
119	Hospitals Management Board		UNITY BANK	0015814900	2,433,133.00	1,753,572.58
120	Hospitals Management Board		ZBN	1010719308	1,752,625.82	1,335,660.32
121	Hospitals Management Board		ACCESS BANK	0012527431	1,719,566.40	2,106,309.99
122	Hospitals Management Board		ACCESS BANK	0013185692	975,936.65	1,923,538.72
123	Hospitals Management Board		ACCESS BANK	0012527455	9,437,267.21	13,858,608.19
124	Hospitals Management Board		ACCESS BANK	0012527448	472,508.20	2,414,688.95
125	Hospitals Management Board		ACCESS BANK	0013185726	1,736,838.24	2,903,398.34
126	Hospitals Management Board		POLARIS	1750016641	3,349.08	1,576.08
127	Hospitals Management Board		UNION BANK	0035409736	1,085,771.30	2,797,437.72
128	Hospitals Management Board		UNION BANK	0037700035	594,940.85	1,870,908.89
129	Hospitals Management Board		UNION BANK	0037700011	2,743,977.99	2,043,926.98
130	Hospitals Management Board		UBA	1016499080	2,231,284.20	1,893,285.41
131	Hospitals Management Board		UBA	1016498760	1,576,671.11	3,713,460.85
132	Hospitals Management Board		UBA	1016508265	254,792.85	2,369,263.32
133	General Hospital, Agbashi		FCMB Plc	3945346012	14,581.73	-
134	General Hospital, Agbashi		FCMB Plc	3945346029	2,811,903.57	-
135	General Hospital, Akwanga		GTBank Plc.	0278785437	771.59	-
136	General Hospital, Akwanga		GTBank Plc.	0046052897	420,229.24	-
137	General Hospital, Akwanga		Access Bank Plc.	0078761145	19,800,011.11	-
138	General Hospital, Akwanga		Access Bank Plc.	0037408265	6,694.76	-

139	General Hospital, Awe		GTBank Plc.	0046052938	437,128.99	-
32						
<b>NOTES TO THE FINANCIAL STATEMENTS FOR THE YEAR ENDED 31ST DECEMBER, 2021</b>						
		REF.	BANK	ACCOUNT NUMBER	ACTUAL 2021	ACTUAL 2020
		NOTE			₦	₦
<b>16</b>	<b>TREASURIES AND BANK BALANCES:</b>					
140	General Hospital, Awe		Polaris Bank Plc	4030011738	14,587,676.57	-
141	General Hospital, Awe		Polaris Bank Plc	4030008895	676.63	-
142	General Hospital, Awe		Union Bank Plc	0039424355	90,147.24	-
143	General Hospital, Doma		FCMB Plc	2511202015	13,746.98	-
144	General Hospital, Doma		FCMB Plc	2886275018	2,011,003.57	-
145	General Hospital, Doma		GTBank Plc.	0226857915	17,196.86	-
146	General Hospital, Doma		Access Bank Plc.	0028220323	4,653.12	-
147	General Hospital, Garaku		Zenith Bank Plc	1014869775	10,887,262.38	-
148	General Hospital, Garaku		Zenith Bank Plc	1013601217	840.27	-
149	General Hospital, Garaku		Access Bank Plc.	0028220172	183,729.01	-
150	General Hospital, Garaku		Access Bank Plc.	0015164372	170,189.11	-
151	General Hospital, Keana		FCMB Plc	2408921036	15,656,090.71	-
152	General Hospital, Keana		FCMB Plc	2408921029	2,691.51	-
153	General Hospital, Keana		GTBank Plc	0046052880	5,168.78	-
154	General Hospital, Keana		Access Bank Plc.	0689636091	31,746.98	-
155	General Hospital, Keffi		GTBank Plc	0046052914	197,604.11	-
156	General Hospital, Keffi		Zenith Bank Plc.	1013599639	72,274.58	-
157	General Hospital, Keffi		Zenith Bank Plc.	1014885960	36,060,023.53	-
158	General Hospital, Keffi		First Bank Plc.	2021254808	3,215.52	-
159	Mararaba Gurku Medical Centre		GTBank Plc	0046052873	65,426.78	-
160	Mararaba Gurku Medical Centre		Zenith Bank Plc.	1013603651	52,958.44	-
161	Mararaba Gurku Medical Centre		Zenith Bank Plc.	1014781251	89,037,587.75	-
162	Mararaba Gurku Medical Centre		Access Bank Plc.	0044168942	291,803.97	-
163	General Hospital, Mararaba-Udege		ECO Bank Plc	5633067355	21,683,201.55	-
164	General Hospital, Mararaba-Udege		ECO Bank Plc	5633067348	374,755.71	-
165	General Hospital, Mararaba-Udege		UBA Bank, Plc	1023567589	503,483.29	-
166	General Hospital, Nasarawa		UBA Plc	1007391517	20,090.92	-
167	General Hospital, Nasarawa		ECO Bank Plc	5633002152	20,747.54	-
168	General Hospital, Nasarawa		ECO Bank Plc	5633068084	30,510,634.34	-
169	General Hospital, Nassarawa Eggon		Fidelity Bank Plc	5030047695	2,972.04	-

170	General Hospital, Nassarawa Eggon		Fidelity Bank Plc	5030070329	15,098,097.43	-
-----	-----------------------------------	--	-------------------	------------	---------------	---

33

**NOTES TO THE FINANCIAL STATEMENTS FOR THE YEAR ENDED 31ST DECEMBER, 2021**

		REF.	BANK	ACCOUNT NUMBER	ACTUAL 2021	ACTUAL 2020
		NOTE			₦	₦
<b>16</b>	<b>TREASURIES AND BANK BALANCES:</b>					
171	General Hospital, Nassarawa Eggon		GTBank Plc	0324905499	933.85	-
172	General Hospital, Nassarawa Eggon		GTBank Plc	0046052952	393.41	-
173	General Hospital, Obi		GTBank Plc	0046052921	70,673.59	-
174	General Hospital, Obi		Polaris Bank Plc	4030015097	14,221,580.51	-
175	General Hospital, Obi		Polaris Bank Plc	4030009397	33,410.58	-
176	General Hospital, Panda		Zenith Bank Plc.	1013664148	105,076.51	-
177	General Hospital, Panda		Zenith Bank Plc.	1014917872	9,661,440.57	-
178	General Hospital, Toto		First Bank	2008646929	1,532.19	-
179	General Hospital, Toto		First Bank	2023250275	3,923.80	-
180	General Hospital, Toto		ECO Bank Plc	4202146721	7,513.10	-
181	General Hospital, Toto		ECO Bank Plc	4223064396	16,362,314.83	-
182	General Hospital, Uke		Fidelity Bank Plc	5030069710	49,652.39	-
183	General Hospital, Uke		Fidelity Bank Plc	5030069727	8,464,891.44	-
184	General Hospital, Uke		GTBank Plc	0046052945	6,166.08	-
185	General Hospital, Uke		Access Bank Plc	0054574074	29,589.44	-
186	General Hospital, Umaisha		ECO Bank Plc	5633066482	11,922.06	-
187	General Hospital, Umaisha		ECO Bank Plc	5633066509	1,822,223.60	-
188	General Hospital, Wamba		GTBank Plc	0046052907	4,769.75	-
189	General Hospital, Wamba		UBA Plc	1015681732	10,553.13	-
190	General Hospital, Wamba		UBA Plc	1016158536	13,753,615.51	-
191	School of Nursing & Midwifery		UBA	1001906151	804,435.29	6,027.31
192	School of Health Technology		UNITY BANK	0025481738	4,347,486.95	7,529.82
193	School of Health Technology		ACCESS BANK	0022192612	45,272,207.42	-
194	Ministry of Environment & Solid Minerals		FIDELITY	5030047664	15,233,432.39	28,386,126.39
195	Environmental Protection Agency		UBA	1001490164	1,250,666.35	1,756.84
196	Nasarawa State Waste Management Bureau		ZBN	1015417472	5,358,053.00	102,408.98
197	Nasarawa State Waste Management Bureau		UNITY BANK	0026574275		45,752.65
198	Health Insurance Agency		GTB	0559601865	685,759.47	48,112.32
199	Health Insurance Agency		KEYSTONE	1009077642	59,612,153.31	40,742,677.38
200	Ministry of Local Government & Chieftancy Affairs		KEYSTONE	1001166786	1,000,564.36	23,511.36



201	Nasarawa State Bureau for Rural Infrastructure		ZBN	1213557059	17,365,423.73	-
-----	--	--	-----	------------	---------------	---

34

**NOTES TO THE FINANCIAL STATEMENTS FOR THE YEAR ENDED 31ST DECEMBER, 2021**

		REF.	BANK	ACCOUNT NUMBER	ACTUAL 2021	ACTUAL 2020
16	TREASURIES AND BANK BALANCES:	NOTE			₦	₦
202	Community and Social Development Agency (CSDA)		ZBN	1213705063	1,929,643.76	
203	Sub-Treasury Lafia		POLARIS		375,484,264.19	325,723,253.38
204	ACCESS BANK - NSG VAT Account		ACCESS BANK		3,617,309.95	8,497,692.52
205	FIDELITY BANK - NSG VAT Account		FIDELITY		12,208,362.28	12,312,318.28
206	FIDELITY BANK - Nasarawa State CRF Account		FIDELITY		307,442,414.69	307,442,414.69
207	Zenith BANK 1 - Nasarawa State CRF Account		ZBN			2,499,179,411.30
208	Zenith BANK 2 - Nasarawa State CRF Account		ZBN		10,241,316.63	307,383.40
209	ECO BANK - Sales of Assets Proceed Account		ECO	4203070645	270,309.10	270,309.10
210	ECO BANK - Nasarawa State Refund Account		ECO		32,003,281.94	32,000,802.94
211	DIAMOND BANK - Land Revenue Account I		DBN		12,156,520.54	9,131,787.95
212	DIAMOND BANK - Land Revenue Account II		DBN	0099492901	1,378,079.32	8,183,100.82
213	ACCESS BANK - RENT DEDUCTION ACCOUNT		ACCESS	0025032883	21,055,710.67	183,537.98
214	DIAMOND BANK - Badakoshi Agric. Loan Rept Account		DBN	00251032821	14,457,021.50	13,457,021.50
215	FIDELITY BANK - Flood Fund Account		FIDELITY	5030038743	9,470,794.68	9,470,794.68
216	FIDELITY BANK - NSG Bond Proceed Account 1		FIDELITY	5030048135	6,608,265.22	6,626,112.31
217	FIDELITY BANK - NSG Bond Proceed Account 2		FIDELITY	5030104186	1,704,705.91	17,772,790.88
218	DIAMOND BANK - Paris Club Refund Account		DBN	0084898659	1,325,087.28	1,520,724.67
219	FIDELITY BANK - Paris Club Refund Account		FIDELITY	5030073801	2,296,849.81	2,296,849.81
220	ZENITH BANK - NUDB Dedicated Account		ZBN	1011593509		1,646,580.80
221	FIDELITY BANK - Reserve Account		FIDELITY	5120000481	153,841,779.67	1,143,396.96
222	FCMB - Reserve Account		FCMB	2063055026	13,334,991.70	13,334,991.70
223	Pollaris Bank - Sustainability Account		POLARIS	4030017709	72,216,573.36	725,270,471.47
224	ACCESS BANK - Infrastructural Dev. Account		ACCESS	0033860564	560.56	560.56
225	UNITY BANK - Staff Loan Account		ZBN	0015814553	2,894,573.28	2,975,489.78
226	ZENITH BANK - NSHA Motor Vehicle Recovery Account		DBN	1010890689	13,110,345.38	22,608,053.80
227	DIAMOND BANK - Motor Vehicle Repayment Account		DBN	0031414626	115,497,277.68	78,914,955.85
228	UBA - Dedicated Recovery Account		UBA	1022503441	3,695,979.20	3,696,055.82
229	Access Bank - Covid-19 Support Account		ACCESS	1390502840	473,257.75	473,257.75
230	UBA - Covid-19 Support Account		UBA	1022751620	1,571,819.99	1,571,819.99
231	UBA - CRF (Dollar Account)		UBA	3000530557	22,259,651.76	38,677,716.00
234	ECOLOGICAL FUND ACCT.		UNION	0156931180	368,977,461.85	-

235	CAPITAL PROJECT ACCOUNT		KEYSTONE	0102425203	2,165,987,941.50	-
-----	-------------------------	--	----------	------------	------------------	---

35

**NOTES TO THE FINANCIAL STATEMENTS FOR THE YEAR ENDED 31ST DECEMBER, 2021**

		REF.	BANK	ACCOUNT NUMBER	ACTUAL 2021	ACTUAL 2020
<b>16</b>	<b>TREASURIES AND BANK BALANCES:</b>	NOTE			₦	₦
236	HANDING OVER ACCOUNT		HERITAGE BANK	5900008818	381,259,208.00	-
237	CRF - UBA		UBA	1023704812	864,877,745.75	
238	FBN - FERTILIZER PROCEED ACCOUNT		FBN	2032455630	22,794,017.70	22,794,419.50
239	FIDELITY - DIRECT LABOUR ACCOUNT		FIDELITY	5030086641	682,957.21	682,957.21
	<b>TOTAL TREASURIES AND BANK BALANCES:</b>				<u>8,074,594,950.32</u>	<u>5,362,719,155.38</u>
			ACTUAL 2021		ACTUAL 2020	
<b>17</b>	<b>INVESTMENTS AND OTHER ASSETS:</b>		₦		₦	
i.	Nigeria Delta PHC Ltd - Ord. Shares N1 each		10,503,569.00		10,503,569.00	
ii.	Nig. Sovereign Inv. Authority - NSSG USD5,355,681.88 @ N155/1USD		830,130,691.40		830,130,691.40	
			-		-	
	Total		<u>840,634,260.40</u>		<u>840,634,260.40</u>	
<b>18</b>	<b>INTERNAL LOANS OUTSTANDING:</b>					
i	5BN - Security and Exchange Bond				547,894,753.82	
ii.	5BN - State Bond 2		3,449,554,384.10		4,284,999,228.13	
iii.	3.9BN - Salary Bailout - Fidelity Bank Plc		3,484,485,903.24		3,542,767,668.38	
iv.	10BN - Infrastructural Dev. Loan - Access Bank Plc		8,998,556,164.05		9,117,333,801.73	
v.	Budget Support Facility		<u>17,014,812,112.99</u>		<u>17,510,329,634.58</u>	
	Total		<u>32,947,408,564.38</u>		<u>35,003,325,086.64</u>	
<b>19</b>	<b>EXTERNAL LOANS OUTSTANDING:</b>	7 F				
	<u>EXCHANGE RATE USED</u>		<u>N410.16 : 1USD</u>		<u>N380 : 1USD</u>	
i.	N/State - Plateau State Water Project (CHF)		94,399,238.49		91,891,497.40	
ii.	N/State - Plateau State Water Project (USD)		363,181,737.81		354,684,198.60	
iii.	N/State - Plateau State Water Proj. - (EUR) -ADF		90,130,063.26		88,399,935.80	
iv.	N/State Health System Dev. Project I - (IDA)		495,330,400.23		474,694,822.00	
v.	N/State Comm. Based Urban Dev. Project - (IDA)		5,563,859,448.13		5,286,919,081.00	
vi.	Nasarawa State HIV/AIDS Programme - (IDA)		1,664,997,806.74		1,623,413,230.40	
vii.	N/State Community & Social Dv. Project - (IDA)		1,743,938,920.92		1,651,114,660.40	
viii.	Nasarawa State Third Fadama Projctcs - (IDA)		2,351,030,819.44		2,230,640,166.00	
ix.	N/State Health System Dev. Project II - (IDA)		1,303,652,623.23		1,232,999,463.40	
x.	N/State Health Investment Project - (IDA)		<u>9,962,167,821.30</u>		<u>9,229,626,906.80</u>	

TOTAL EXTERNAL LOANS		<u>23,632,688,879.55</u>	<u>22,264,383,961.80</u>	
36				

**NASARAWA STATE GOVERNMENT OF NIGERIA**

**REFERENCE (SUPPLEMENTARY) NOTES TO THE FINANCIAL STATEMENTS FOR THE YEAR ENDED 31ST DECEMBER, 2021**

		YEAR 2021												
Ref.	MONTH	1(a)	1(b)	1c	1(d)	1e	1(f)	1g	1h	1(i)	1(j)	1(k)	1(l)	1(m)
Note		Net	Deduction	Refund - Stamp Duty	Share of	Ecological Fund	Exchange	Special	Refund of	Dist. From	Dist. From Solid	Share of Excess	Dist. From Non-oil	FGN
		Receipts	At Source		Forex Equa.	Refund	Gain	Allocaion	Excess Chrgs	Stabilization A/C	Minerals Revenue	Oil Revenue	Revenue	Intervention
		N	N	N	N	N	N	N	N	N	N	N	N	N
1	JANUARY	2,162,822,772.98	174,068,028.18		38,992,509.92		21,957,823.83							
	FEBRUARY	2,370,336,899.48	158,927,625.35											
	MARCH	1,988,500,145.63	159,704,424.95		47,557,701.48	60,896,322.83			3,271,608.10					
	APRIL	2,065,945,864.25	158,927,625.35			67,340,766.67	17,186,438.21						189,689,979.95	
	MAY	2,331,338,694.37	158,927,625.35			72,911,107.21	12,616,722.37		3,558,065.02				126,459,986.63	
	JUNE	1,948,031,850.57	158,927,625.35			72,079,979.10	9,640,456.38				70,209,012.40		442,609,953.21	
	JULY	2,941,305,247.09	438,916,659.30			94,198,164.25	21,378,469.13							
	AUGUST	3,149,918,967.36	438,916,659.30			99,761,667.15	13,669,020.46							
	SEPTEMBER	2,360,068,341.46	477,789,724.77			87,855,709.92	16,013,614.17		2,545,655.53				316,149,966.58	
	OCTOBER	2,824,604,071.99	488,225,566.20			92,217,856.51	17,259,624.53							
	NOVEMBER	1,689,298,276.58	477,789,724.77			86,773,299.44	17,942,356.58						948,449,899.74	
	DECEMBER	2,305,183,875.39	477,789,724.77			77,790,313.52	23,352,142.55		2,768,912.03					
	TOTAL	28,137,355,007.15	3,768,911,013.64	-	86,550,211.40	811,825,186.60	171,016,668.21	-	12,144,240.68	-	70,209,012.40	-	2,023,359,786.11	-
1b	BREAKDOWN OF DEDUCTIONS AT SOURCE - YEAR 2021													
	MONTH	Foreign Loan	5BN State Bond	10BN Infrast. Dev. Loan	Salary Bail-Out	Budget Support Facility	Judgment Debts	FED. ACC. Software	Total					
		N	N	N	N	N	N	N	N					
	JANUARY	49,345,355.35	124,722,672.83						174,068,028.18					
	FEBRUARY	34,204,952.52	124,722,672.83						158,927,625.35					
	MARCH	34,981,752.12	124,722,672.83						159,704,424.95					
	APRIL	34,204,952.52	124,722,672.83						158,927,625.35					
	MAY	34,204,952.52	124,722,672.83						158,927,625.35					
	JUNE	34,204,952.52	124,722,672.83						158,927,625.35					
	JULY	34,204,952.52	124,722,672.83	89,972,595.59	34,331,521.02	154,908,117.75		776,799.59	438,916,659.30					
	AUGUST	34,204,952.52	124,722,672.83	89,972,595.59	34,331,521.02	154,908,117.75		776,799.59	438,916,659.30					
	SEPTEMBER	73,078,018.00	124,722,672.83	89,972,595.59	34,331,521.02	154,908,117.74		776,799.59	477,789,724.77					
	OCTOBER	73,078,018.00	124,722,672.83	89,972,595.59	34,331,521.02	154,908,117.74	10,435,840.75	776,800.27	488,225,566.20					
	NOVEMBER	73,078,018.00	124,722,672.83	89,972,595.59	34,331,521.02	154,908,117.74		776,799.59	477,789,724.77					
	DECEMBER	73,078,018.00	124,722,672.83	89,972,595.59	34,331,521.02	154,908,117.74		776,799.59	477,789,724.77					
	TOTAL	581,868,894.59	1,496,672,073.96	539,835,573.54	205,989,126.12	929,448,706.46	10,435,840.75	4,660,798.22	3,768,911,013.64					



**NASARAWA STATE GOVERNMENT OF NIGERIA**

**REFERENCE (SUPPLEMENTARY) NOTES TO THE FINANCIAL STATEMENTS FOR THE YEAR ENDED 31ST DECEMBER, 2020**

		YEAR 2020													
Ref.	MONTH	1(a)	1(b)	1c	1(d)	1e	1(f)	1g	1h	1(i)	1(j)	1(k)	1(l)	1(m)	
Note		Net	Deduction	Refund - Stamp Duty	Share of Forex Equa.	Ecological Fund	Exchange	Special	Refund of	Dist. From	Dist. From Solid	Share of Excess	Dist. From Non-oil	FGN	Total
		Receipts	At Source	From NNPC	Forex Equa.	Refund	Gain	Allocaion	Excess Chrgs	Stabilization A/C	Minerals Revenue	Oil Revenue	Revenue	Intervention	Receipts
		N	N	N	N	N	N	N	N	N	N	N	N	N	N
1	JANUARY	2,809,788,562.87	537,455,476.09				6,823,319.90								3,354,067,358.86
	FEBRUARY	2,464,360,626.42	537,455,476.09				5,991,902.14		4,282,746.50				105,905,997.53		3,012,090,751.15
	MARCH	2,110,670,617.66	540,304,322.15		85,923,958.56		4,323,763.93								2,741,222,662.30
	APRIL	2,422,789,555.61	263,433,026.13				367,345,245.21								3,053,567,826.95
	MAY	1,831,432,201.06	263,433,026.13				155,767,065.52		7,291,542.71		79,937,177.58	675,574,735.14			3,013,435,748.14
	JUNE	2,099,711,412.29	263,433,026.13				162,758,548.20		6,588,207.67						2,532,491,194.29
	JULY	2,218,921,291.85	263,433,026.13				253,805,998.59		324,904,888.73						3,061,065,205.30
	AUGUST	2,878,156,446.76	263,433,026.13												3,141,589,472.89
	SEPTEMBER	2,832,076,091.56	275,705,888.40												3,107,781,979.96
	OCTOBER	1,711,841,255.51	275,705,888.40		223,544,794.06								292,414,399.86	407,040,844.60	2,910,547,182.43
	NOVEMBER	1,774,315,973.93	275,705,888.40		41,794,138.32				6,506,752.80	129,961,955.49				407,040,844.60	2,635,325,553.54
	DECEMBER	2,171,094,668.11	174,068,028.18		44,477,932.51										2,389,640,628.80
	<b>TOTAL</b>	<b>27,325,158,703.63</b>	<b>3,933,566,098.36</b>		<b>395,740,823.45</b>		<b>956,815,843.49</b>		<b>349,574,138.41</b>	<b>129,961,955.49</b>	<b>79,937,177.58</b>	<b>675,574,735.14</b>	<b>398,320,397.39</b>	<b>814,081,689.20</b>	<b>35,058,731,562.14</b>
1b	<b>BREAKDOWN OF DEDUCTIONS AT SOURCE - YEAR 2020</b>														
	MONTH	Foreign	SBN Security & Exchange Bond	SBN State Bond	10BN Infrast. Dev. Loan	Salary Bail-Out	Budget Support Facility		Total						
		N	N	N	N	N	N		N						
	JANUARY	34,223,647.02	101,637,860.22	124,722,672.83	89,972,595.59	34,331,521.02	152,567,179.41		537,455,476.09						
	FEBRUARY	34,223,647.02	101,637,860.22	124,722,672.83	89,972,595.59	34,331,521.02	152,567,179.41		537,455,476.09						
	MARCH	37,072,493.08	101,637,860.22	124,722,672.83	89,972,595.59	34,331,521.02	152,567,179.41		540,304,322.15						
	APRIL	37,072,493.08	101,637,860.22	124,722,672.83					263,433,026.13						
	MAY	37,072,493.08	101,637,860.22	124,722,672.83					263,433,026.13						
	JUNE	37,072,493.08	101,637,860.22	124,722,672.83					263,433,026.13						
	JULY	37,072,493.08	101,637,860.22	124,722,672.83					263,433,026.13						
	AUGUST	37,072,493.08	101,637,860.22	124,722,672.83					263,433,026.13						
	SEPTEMBER	49,345,355.35	101,637,860.22	124,722,672.83					275,705,888.40						
	OCTOBER	49,345,355.35	101,637,860.22	124,722,672.83					275,705,888.40						
	NOVEMBER	49,345,355.35	101,637,860.22	124,722,672.83					275,705,888.40						
	DECEMBER	49,345,355.35		124,722,672.83					174,068,028.18						
	<b>TOTAL</b>	<b>488,263,673.92</b>	<b>1,118,016,462.42</b>	<b>1,496,672,073.96</b>	<b>269,917,786.77</b>	<b>102,994,563.06</b>	<b>457,701,538.23</b>		<b>3,933,566,098.36</b>						

**NASARAWA STATE GOVERNMENT OF NIGERIA**

**REFERENCE (SUPPLEMENTARY) NOTES TO THE FINANCIAL STATEMENTS FOR THE YEAR ENDED 31ST DECEMBER, 2021**

2a	DETAILS OF GOVERNMENT SHARE OF VALUE ADDED TAX (VAT)		
	MONTH	GROSS RECEIPTS	
		YEAR 2021	YEAR 2020
		₦	₦
	JANUARY	1,456,386,760.50	962,166,967.11
	FEBRUARY	1,368,641,776.95	886,194,495.39
	MARCH	1,338,316,442.16	832,477,776.18
	APRIL	1,580,531,276.78	1,052,472,797.90
	MAY	1,504,851,836.59	806,845,274.97
	JUNE	1,570,126,642.38	893,882,860.27
	JULY	1,338,166,779.81	1,089,559,279.74
	AUGUST	1,336,488,755.53	1,119,512,349.58
	SEPTEMBER	1,521,430,953.61	1,282,560,725.13
	OCTOBER	1,449,008,632.56	1,205,516,189.13
	NOVEMBER	1,427,176,425.85	1,066,292,948.50
	DECEMBER	<u>1,689,706,099.96</u>	<u>1,335,662,302.66</u>
	<b>TOTAL</b>	<b><u>17,580,832,382.68</u></b>	<b><u>12,533,143,966.56</u></b>

**NASARAWA STATE GOVERNMENT OF NIGERIA**

**REFERENCE(SUPPLEMENTARY) NOTES TO THE FINANCIAL STATEMENTS FOR THE YEAR ENDED 31ST DECEMBER, 2021 - CAPITAL EXPENDITURE**

ADMIN CODE	MDA	ECONOMIC CODE	DESCRIPTION	2020 ACTUAL EXPENDITURE N	2021 ACTUAL EXPENDITURE N	2021 APPROVED BUDGET N	SUPPLEMENTARY BUDGET 2021 N	2021 REVISED/ FINAL BUDGET N	%TAGE ACHIEVED	VARIANCE N
REF. NOTE 3	I. ADMINISTRATIVE SECTOR									
011100100100	Office of the Executive Governor	23010112	Purchase of Office Furniture and Fittings		33,725,550.00	30,000,000.00	13,069,350.00	43,069,350.00	78.31	9,343,800
011100100100	Office of the Executive Governor	23010113	Purchase of Computers		2,070,000.00	3,000,000.00		3,000,000	69.00	930,000
011100100100	Office of the Executive Governor	23010114	Purchase of Computers' Printers			1,000,000.00		1,000,000		1,000,000
011100100100	Office of the Executive Governor	23030101	Rehabilitation/Repairs of Resendental Buildings		5,648,549.10	30,000,000.00		30,000,000	18.83	24,351,451
011100100100	Office of the Executive Governor	23030129	Renovation of Public Buildings			20,000,000.00		20,000,000		20,000,000
			Sub-Total		41,444,099.10	84,000,000.00	13,069,350.00	97,069,350	42.70	97,069,393
011100300100	State Boundary Commission	23010107	Purchase of Trucks			20,000,000		20,000,000		20,000,000
011100300100	State Boundary Commission	23010112	Purchase of Office Furniture and Fittings			12,000,000		12,000,000		12,000,000
011100300100	State Boundary Commission	23010113	Purchase of Computers			2,500,000		2,500,000		2,500,000
011100300100	State Boundary Commission	23010114	Purchase of Computers' Printers			1,200,000		1,200,000		1,200,000
011100300100	State Boundary Commission	23010118	Purchase of Scanners			100,000		100,000		100,000
011100300100	State Boundary Commission	23010136	Purchase of GPRS Equipment		1,131,000.00	7,000,000		7,000,000		5,869,000
011100300100	State Boundary Commission	23010137	Purchase of Boundary Topo Map & Sheets		510,000.00	5,000,000		5,000,000		4,490,000
011100300100	State Boundary Commission	23030121	Rehabilitation/Repairs of Office Buildings			50,000,000		50,000,000		50,000,000
			Sub-Total		1,641,000.00	97,800,000.00		97,800,000	1.68	96,159,000
011100500100	Office of the SSA to the Gov on SDGs	23010113	Purchase of Computers	410,000.00		750,000		750,000		750,000
011100500100	Office of the SSA to the Gov on SDGs	23010119	Purchase of Power Generating Set			15,000,000		15,000,000		15,000,000
011100500100	Office of the SSA to the Gov on SDGs	23010122	Purchase of Health/Medical Equipment			50,000,000		50,000,000		50,000,000
011100500100	Office of the SSA to the Gov on SDGs	23020103	Provision of Solar Lightning at 25 Boarding Schools &	19,281,410.87						
011100500100	Office of the SSA to the Gov on SDGs	23010127	Purchase of Agricultural Equipment			2,500,000		2,500,000		2,500,000
011100500100	Office of the SSA to the Gov on SDGs	23010128	Purchase of Security Equipment		63,144,156.27	70,000,000		70,000,000	90.21	6,855,844
011100500100	Office of the SSA to the Gov on SDGs	23010161	Procurement of Beds & Mattersses			60,000,000		60,000,000		60,000,000
011100500100	Office of the SSA to the Gov on SDGs	23010162	Purchase of Sewing Machines			13,000,000		13,000,000		13,000,000
011100500100	Office of the SSA to the Gov on SDGs	23020105	Reticulation & Replacement of Gen Set for Daddere Water Scheme							
011100500100	Office of the SSA to the Gov on SDGs	23020105	Reticulation Nasarawa Eggon Small Water Scheme							
011100500100	Office of the SSA to the Gov on SDGs	23020105	Reticulation Toto Eggon Small Water Scheme							
011100500100	Office of the SSA to the Gov on SDGs	23020105	Const of 40No. Stand Alone Solar Powered Borehole	14,160,881.86						
011100500100	Office of the SSA to the Gov on SDGs	23020107	Construction of Classrooms at Primary Schools	71,561,835.38						
011100500100	Office of the SSA to the Gov on SDGs	23020107	Construction/Provision of Public Schools	0.00		160,000,000		160,000,000		160,000,000
011100500100	Office of the SSA to the Gov on SDGs	23020154	Drilling of Boreholes	0.00		50,000,000		50,000,000		50,000,000
011100500100	Office of the SSA to the Gov on SDGs	23020107	Construction of classrooms and at 13 Number Second	71,352,057.01						
011100500100	Office of the SSA to the Gov on SDGs	23030103	Renovation of Classrooms at 13 Nos Secondary Schoo	48,900,225.32						
011100500100	Office of the SSA to the Gov on SDGs	23030104	Rehabilitation/Repairs - Water Facilities			40,000,000		40,000,000		40,000,000
011100500100	Office of the SSA to the Gov on SDGs	23030105	Rehabilitation/Repairs - Hospital/Health Centres			70,000,000		70,000,000		70,000,000
011100500100	Office of the SSA to the Gov on SDGs	23030106	Rehabilitation/Repairs - Public Schools		6,472,398.64	85,000,000		85,000,000	7.61	78,527,601
011100500100	Office of the SSA to the Gov on SDGs	23030121	Rehabilitation/Repairs - of Office Buildings		587,500.00	10,000,000		10,000,000	5.88	9,412,500
011100500100	Office of the SSA to the Gov on SDGs	23040101	Tree Planting		120,000.00	10,000,000		10,000,000	1.20	9,880,000
011100500100	Office of the SSA to the Gov on SDGs	23050101	Research and Development			60,000,000		60,000,000		60,000,000
011100500100	Office of the SSA to the Gov on SDGs	23050103	Monitoring & Evaluation of Capital Projects	603,532.56	1,859,500.00	6,000,000		6,000,000	30.99	4,140,500
			Sub-Total	226,269,943	72,183,554.91	702,250,000.00		702,250,000	10.28	630,066,445



ADMIN CODE	MDA	ECONOMIC CODE	DESCRIPTION	2020 ACTUAL EXPENDITURE	2021 ACTUAL EXPENDITURE	2021 APPROVED BUDGET	SUPPLEMENTARY BUDGET 2021	2021 REVISED/FINAL BUDGET	%TAGE ACHIEVED	VARIANCE
				₦	₦	₦	₦	₦		₦
011100800100	State Emergency Mgt Agency	23010105	Purchase of Motor Vehicles			15,000,000		15,000,000		15,000,000
011100800100	State Emergency Mgt Agency	23010109	Purchase of Sea Boats			7,000,000		7,000,000		7,000,000
011100800100	State Emergency Mgt Agency	23010113	Purchase of Computers			750,000		750,000		750,000
011100800100	State Emergency Mgt Agency	23010122	Purchase of Health/Medical Equipment			60,000,000		60,000,000		60,000,000
011100800100	State Emergency Mgt Agency	23010128	Purchase of Security Equipment		1,999,390.00	65,000,000		65,000,000	3.08	63,000,610
011100800100	State Emergency Mgt Agency	23010133	Purchase of Diving Equipment			4,000,000		4,000,000		4,000,000
011100800100	State Emergency Mgt Agency	23010161	Purchase of Relief Materials	32,105,000.00		40,000,000		40,000,000		40,000,000
011100800100	State Emergency Mgt Agency	23020128	Construction of Ware House			10,000,000		10,000,000		10,000,000
011100800100	State Emergency Mgt Agency	23040101	Tree Planting			20,000,000		20,000,000		20,000,000
			Sub-Total	32,105,000.00	1,999,390.00	221,750,000.00		221,750,000	0.90	219,750,610
011101000100	N/S Bureau of Public Procurement	23010105	Purchase of Motor Vehicles		255,000.00	10,000,000		10,000,000	2.55	9,745,000
011101000100	N/S Bureau of Public Procurement	23010112	Purchase of Office Furniture and Fittings		6,674,850.00	5,000,000		5,000,000	133.50	-1,674,850
011101000100	N/S Bureau of Public Procurement	23010113	Purchase of Computers		2,945,000.00	3,000,000		3,000,000	98.17	55,000
011101000100	N/S Bureau of Public Procurement	23010114	Purchase of Computers' Printers		85,000.00	500,000		500,000	17.00	415,000
011101000100	N/S Bureau of Public Procurement	23010115	Purchase of Photocopying Machines		285,000.00	500,000		500,000	57.00	215,000
011101000100	N/S Bureau of Public Procurement	23010125	Purchase of Library Books & Equipment		1,985,000.00	2,000,000		2,000,000	99.25	15,000
011101000100	N/S Bureau of Public Procurement	23010140	Purchase of Communication Gadgets		6,890,000.00	5,000,000	1,500,000	6,500,000	106.00	-390,000
011101000100	N/S Bureau of Public Procurement	23010147	Procurement of ICT Equipment		11,587,375.00	10,000,000	3,000,000	13,000,000	89.13	1,412,625
011101000100	N/S Bureau of Public Procurement	23030121	Rehabilitation/Repairs of Office Buildings		13,117,550.00	15,000,000		15,000,000	87.45	1,882,450
			Sub-Total		43,824,775.00	51,000,000	4,500,000	55,500,000	78.96	11,675,225
011103300100	N/S AIDS Control Agency (NASACA)	23010101	Purchase/Acquisition of Land			10,000,000		10,000,000		10,000,000
011103500100	N/S Pension Bureau	23010105	Purchase of Motor Vehicles			5,000,000		5,000,000		5,000,000
011103500100	N/S Pension Bureau	23010112	Purchase of Office Furniture and Fittings			2,700,000		2,700,000		2,700,000
011103500100	N/S Pension Bureau	23010113	Purchase of Computers			500,000		500,000		500,000
011103500100	N/S Pension Bureau	23010114	Purchase of Computers' Printers			1,500,000		1,500,000		1,500,000
011103500100	N/S Pension Bureau	23010122	Purchase of Health/Medical Equipment			3,000,000		3,000,000		3,000,000
011103500100	N/S Pension Bureau	23030129	Renovation of Public Buildings			3,000,000		3,000,000		3,000,000
			Sub-Total			15,700,000		15,700,000		15,700,000
011101300100	Office of the Sec. to the State Govt	23010105	Purchase of Vehicles for Public Officers	1,142,523,434.00	633,535,630.44	100,000,000	500,000,000	600,000,000	105.59	-33,535,630
011101300100	Office of the Sec. to the State Govt	23010112	Purchase of Office Furniture and Fittings		57,933,000.00	55,000,000		55,000,000	105.33	-2,933,000
011101300100	Office of the Sec. to the State Govt	23020101	Completion of Banquet Hall	1,128,000,000.00						
011101300100	Office of the Sec. to the State Govt	23020102	Upgrading of Governor's Lodge, Abuja		490,065,888.88	170,000,000	80,000,000	250,000,000	196.03	-240,065,889
011101300100	Office of the Sec. to the State Govt	23020118	Special Projects	1,516,666,588.67						
011101300100	Office of the Sec. to the State Govt	23020114	Construction/Provision of Roads		21,633,050.43	600,000,000		600,000,000	3.61	578,366,950
011101300100	Office of the Sec. to the State Govt	23050104	Anniversaries/Celebrations		471,144,500.00		1,068,055,000	1,068,055,000	44.11	596,910,500
			Sub-Total	3,787,190,022.67	1,674,312,069.75	925,000,000.00	1,648,055,000.00	2,573,055,000	65.07	898,742,930
011103700100	Muslim Pilgrims Welfare Board	23010105	Purchase of Motor Vehicles			20,000,000		20,000,000		20,000,000
011103700100	Muslim Pilgrims Welfare Board	23010113	Purchase of Computers			2,100,000		2,100,000		2,100,000
011103700100	Muslim Pilgrims Welfare Board	23010139	Furnishing of Government Offices, Lodge & Liason Offices			8,000,000		8,000,000		8,000,000
			Sub-Total			30,100,000		30,100,000		30,100,000

ADMIN CODE	MDA	ECONOMIC CODE	DESCRIPTION	2020 ACTUAL EXPENDITURE	2021 ACTUAL EXPENDITURE	2021 APPROVED BUDGET	SUPPLEMENTARY BUDGET 2021	2021 REVISED/ FINAL BUDGET	%TAGE ACHIEVED	VARIANCE
				N	N	N	N	N		N
ADMIN CODE	MDA	ECONOMIC CODE	DESCRIPTION	2020 ACTUAL EXPENDITURE	2021 ACTUAL EXPENDITURE	2021 APPROVED BUDGET	SUPPLEMENTARY BUDGET 2021	2021 REVISED/ FINAL BUDGET	%TAGE ACHIEVED	VARIANCE
				N	N	N	N	N		N
011103800100	Christian Pilgrims Welfare Board	23010108	Purchase of 1NO. Official Bus			25,000,000		25,000,000		25,000,000
011103800100	Christian Pilgrims Welfare Board	23010112	Purchase of Office Furniture and Fittings			5,000,000		5,000,000		5,000,000
011103800100	Christian Pilgrims Welfare Board	23010125	Purchase of Library Books & Equipment			1,000,000		1,000,000		1,000,000
011103800100	Christian Pilgrims Welfare Board	23020101	Construction/Provision of Office Buildings			20,000,000		20,000,000		20,000,000
			Sub-Total			<u>51,000,000.00</u>		<u>51,000,000</u>		<u>51,000,000</u>
011200300100	Nasarawa State House of Assembly	23010105	Purchase of Vehicles for House Members	293,348,900.00		382,000,000		382,000,000		382,000,000
011200300100	Nasarawa State House of Assembly	23010113	Purchase of Computers			1,000,000		1,000,000		1,000,000
011200300100	Nasarawa State House of Assembly	23010119	Purchase of 200KVA Generating Plant for Assembly Complex			30,000,000		30,000,000		30,000,000
011200300100	Nasarawa State House of Assembly	23010125	Purchase of Library Books & Equipment			15,000,000		15,000,000		15,000,000
011200300100	Nasarawa State House of Assembly	23010140	Purchase of Communication Gadgets		260,000.00	10,000,000		10,000,000	2.60	9,740,000
			Sub-Total	<u>293,348,900.00</u>	<u>260,000.00</u>	<u>438,000,000</u>		<u>438,000,000</u>	<u>0.06</u>	<u>437,740,000</u>
011200400100	House of Assembly Service Comm.	23010105	Purchase of Motor Vehicles			40,000,000		40,000,000		40,000,000
011200400100	House of Assembly Service Comm.	23010112	Purchase of Office Furniture and Fittings			5,000,000		5,000,000		5,000,000
011200400100	House of Assembly Service Comm.	23010113	Purchase of Computers			2,000,000		2,000,000		2,000,000
011200400100	House of Assembly Service Comm.	23010114	Purchase of Computers' Printers			1,000,000		1,000,000		1,000,000
011200400100	House of Assembly Service Comm.	23010125	Purchase of Library Books & Equipment			1,000,000		1,000,000		1,000,000
011200400100	House of Assembly Service Comm.	23020101	Construction/Provision of Office Buildings			26,000,000		26,000,000		26,000,000
			Sub-Total			<u>75,000,000</u>		<u>75,000,000</u>		<u>75,000,000</u>
012300100100	Min. of Information, Culture & Tour	23010147	Procurement of ICT Equipment	9,976,464.80		12,000,000		12,000,000		12,000,000
012300100100	Min. of Information, Culture & Tour	23010108	Purchase of 1NO. Official Bus			15,000,000		15,000,000		15,000,000
012300100100	Min. of Information, Culture & Tour	23010125	Purchase of Library Books & Equipment			15,000,000		15,000,000		15,000,000
012300100100	Min. of Information, Culture & Tour	23010142	Purchase of Printing Press Equipment			17,000,000		17,000,000		17,000,000
012300100100	Min. of Information, Culture & Tour	23010143	Procurement of Digital Equipment			56,000,000		56,000,000		56,000,000
012300100100	Min. of Information, Culture & Tour	23010150	Purchase of Costumes	2,950,000.00	2,885,000.00	5,000,000		5,000,000	57.70	2,115,000
012300100100	Min. of Information, Culture & Tour	23010151	Purchase of Artifacts			4,000,000		4,000,000		4,000,000
012300100100	Min. of Information, Culture & Tour	23020101	Construction/Provision of Office Buildings			18,000,000	50,000,000	68,000,000		68,000,000
012300100100	Min. of Information, Culture & Tour	23020119	Construction/Provision of Recreational Facilities			80,000,000		80,000,000		80,000,000
012300100100	Min. of Information, Culture & Tour	23020124	Construction of Markets/Parks			120,000,000		120,000,000		120,000,000
012300100100	Min. of Information, Culture & Tour	23020138	Construction/Provision of Tourism Site			25,000,000		25,000,000		25,000,000
012300100100	Min. of Information, Culture & Tour	23020142	Establishment of Ceramic Studio			8,000,000		8,000,000		8,000,000
012300100100	Min. of Information, Culture & Tour	23030118	Rehabilitation/Repairs of Recreational Facilities	5,209,200.00		210,000,000		210,000,000		210,000,000
012300100100	Min. of Information, Culture & Tour	23030101	Rehabilitation/Repairs of Office Buildings			3,000,000		3,000,000		3,000,000
			Sub-Total	<u>18,135,664.80</u>	<u>2,885,000.00</u>	<u>588,000,000.00</u>	<u>50,000,000.00</u>	<u>638,000,000</u>	<u>0.45</u>	<u>635,115,000</u>
012300300100	Nasarawa Broadcasting Service	23010105	Purchase of Motor Vehicles			40,000,000		40,000,000		40,000,000
012300300100	Nasarawa Broadcasting Service	23010112	Purchase of Office Furniture & Equipment	1,240,000.00		2,000,000		2,000,000		2,000,000
012300300100	Nasarawa Broadcasting Service	23010119	Purchase of Power Generating Set			60,000,000		60,000,000		60,000,000
012300300100	Nasarawa Broadcasting Service	23010143	Procurement of Digital Equipment		19,000,000.00	30,000,000		30,000,000	63.33	11,000,000
			Sub-Total	<u>1,240,000.00</u>	<u>19,000,000.00</u>	<u>132,000,000.00</u>		<u>132,000,000.00</u>	<u>63.33</u>	<u>113,000,000.00</u>

ADMIN CODE	MDA	ECONOMIC CODE	DESCRIPTION	2020 ACTUAL EXPENDITURE	2021 ACTUAL EXPENDITURE	2021 APPROVED BUDGET	SUPPLEMENTARY BUDGET 2021	2021 REVISED/ FINAL BUDGET	%TAGE ACHIEVED	VARIANCE
				N	N	N	N	N		N
012500100100	Office of the Head of Civil Service	23010105	Purchase of Motor Vehicles			40,000,000		40,000,000		40,000,000
012500100100	Office of the Head of Civil Service	23010112	Purchase of Office Furniture & Equipment			10,000,000		10,000,000		10,000,000
012500100100	Office of the Head of Civil Service	23010114	Purchase of Computers' Printers			3,000,000		3,000,000		3,000,000
012500100100	Office of the Head of Civil Service	23010141	Procurement of 100 Automated Time-check Machines			10,000,000		10,000,000		10,000,000
012500100100	Office of the Head of Civil Service	23010147	Procurement of ICT Equipment			10,000,000		10,000,000		10,000,000
012500100100	Office of the Head of Civil Service	23010163	Purchase of Projector/Slide			750,000		750,000		750,000
012500100100	Office of the Head of Civil Service	23020136	Construction of Staff Development Centre			30,000,000		30,000,000		30,000,000
012500100100	Office of the Head of Civil Service	23030121	Rehabilitation/Repairs of Office Buildings			5,000,000		5,000,000		5,000,000
			Sub-Total			108,750,000.00		108,750,000		108,750,000
014000100100	State Auditor General Office	23010105	Purchase of Motor Vehicles			20,000,000	20,000,000	40,000,000		40,000,000
014000100100	State Auditor General Office	23010112	Purchase of Office Furniture & Equipment		3,100,000.00	3,200,000	6,800,000	10,000,000	31.00	6,900,000
014000100100	State Auditor General Office	23010113	Purchase of Computers	2,125,000.00		2,800,000		2,800,000		2,800,000
014000100100	State Auditor General Office	23010114	Purchase of Computers' Printers	668,000.00		800,000		800,000		800,000
014000100100	State Auditor General Office	23010115	Purchase of Photocopying Machine			5,000,000		5,000,000		5,000,000
014000100100	State Auditor General Office	23030121	Rehabilitation/Repairs of Office Buildings	250,000.00	17,859,900.00		20,000,000	20,000,000	89.30	2,140,100
			Sub-Total	3,043,000.00	20,959,900.00	31,800,000.00	46,800,000.00	78,600,000.00	26.67	57,640,100.00
014100100200	Office of Auditor Gen. for Local Govt	23010105	Purchase of Motor Vehicles		2,160,000.00	18,000,000.00		18,000,000	12.00	15,840,000
014100100200	Office of Auditor Gen. for Local Govt	23010103	Purchase of Computers	1,000,000.00	2,000,000.00	2,000,000		2,000,000	100.00	
014100100200	Office of Auditor Gen. for Local Govt	23010104	Purchase of Computer Printers	420,000.00	1,000,000.00	1,000,000		1,000,000	100.00	
014100100200	Office of Auditor Gen. for Local Govt	23010105	Purchase of 1No. Photocopier	400,000.00	283,350.00	500,000		500,000	56.67	216,650
014100100200	Office of Auditor Gen. for Local Govt	23020101	Construction/Provision of Office Buildings			80,000,000		80,000,000		80,000,000
			Sub-Total	1,820,000.00	5,443,350.00	101,500,000.00	-	101,500,000.00	5.36	96,056,650.00
014700100100	State Civil Service Commission	23010104	Purchase of Motor Cycles			700,000		700,000		700,000
014700100100	State Civil Service Commission	23010112	Purchase of Office Furniture & Equipment			1,000,000		1,000,000		1,000,000
014700100100	State Civil Service Commission	23010113	Purchase of Computers			3,500,000		3,500,000		3,500,000
014700100100	State Civil Service Commission	23010114	Purchase of Computers' Printers			1,500,000		1,500,000		1,500,000
014700100100	State Civil Service Commission	23010113	Purchase of 100Kva Mikano Generator	8,215,000.00						
014700100100	State Civil Service Commission	23010125	Purchase of Library Books & Equipment			500,000		500,000		500,000
014700100100	State Civil Service Commission	23010147	Procurement of ICT Equipment			18,000,000		18,000,000		18,000,000
014700100100	State Civil Service Commission	23010156	Purchase of Sanitary Equipment		151,000.00	1,000,000		1,000,000	15.10	849,000
014700100100	State Civil Service Commission	23030129	Renovation of Public Buildings			500,000		500,000		500,000
014700100100	State Civil Service Commission	23040102	Erosion & Flood Control			2,500,000		2,500,000		2,500,000
			Sub-Total	8,215,000.00	151,000.00	29,200,000.00	-	29,200,000.00	0.52	29,049,000.00
014900100100	Local Govt, Service Commission	23010105	Purchase of Motor Vehicles			9,000,000		9,000,000		9,000,000
014900100100	Local Govt, Service Commission	23010108	Purchase of Buses			8,000,000		8,000,000		8,000,000
014900100100	Local Govt, Service Commission	23010113	Purchase of Computers			12,000,000		12,000,000		12,000,000
014900100100	Local Govt, Service Commission	23020101	Construction/Provision of Office Buildings			30,000,000		30,000,000		30,000,000
014900100100	Local Govt, Service Commission	23020127	Construction of ICT Infrastructures			800,000		800,000		800,000
			Sub-Total			59,800,000		59,800,000		59,800,000
014800100100	N/S Independent Electoral Commiss	23010105	Purchase of Motor Vehicles			40,000,000		40,000,000		40,000,000
014800100100	N/S Independent Electoral Commiss	23010112	Purchase of Office Furniture and Fittings			14,000,000		14,000,000		14,000,000
014800100100	N/S Independent Electoral Commiss	23010128	Purchase of Security Equipment			3,500,000		3,500,000		3,500,000
014800100100	N/S Independent Electoral Commiss	23010140	Purchase of Communication Gadgets			2,000,000		2,000,000		2,000,000
014800100100	N/S Independent Electoral Commiss	23020101	Construction/Provision of Office Buildings			23,000,000		23,000,000		23,000,000
014800100100	N/S Independent Electoral Commiss	23020127	Construction of ICT Infrastructures		4,005,438.00	35,000,000		35,000,000	11.44	30,994,562
			Sub-Total		4,005,438	117,500,000		117,500,000	3.41	113,494,562
			Total Capital Expenditure - Administrative Sector	4,371,367,530	1,888,109,577	3,870,150,000	1,762,424,350	5,632,574,350	33.52	3,785,908,915

ADMIN CODE	MDA	ECONOMIC CODE	DESCRIPTION	2020 ACTUAL EXPENDITURE	2021 ACTUAL EXPENDITURE	2021 APPROVED BUDGET	SUPPLEMENTARY BUDGET 2021	2021 REVISED/ FINAL BUDGET	%TAGE ACHIEVED	VARIANCE
				N	N	N	N	N		N
REF. NOTE 4	II. ECONOMIC SECTOR									
021500100100	Ministry of Agriculture	23010103	Purchase of Residential Building			50,000,000		50,000,000		50,000,000
021500100100	Ministry of Agriculture	23010105	Purchase of Motor Vehicles		11,256,410.00	45,000,000		45,000,000	25.01	33,743,590
021500100100	Ministry of Agriculture	23010113	Purchase of Computers		1,542,696.90	3,500,000		3,500,000	44.08	1,957,303
021500100100	Ministry of Agriculture	23010114	Purchase of Computer Printers			700,000		700,000		700,000
021500100100	Ministry of Agriculture	23010115	Purchase of Photocopier			750,000		750,000		750,000
021500100100	Ministry of Agriculture	23010131	Purchase of Air Navigational Equipment			1,500,000		1,500,000		1,500,000
021500100100	Ministry of Agriculture	23010147	Procurement of ICT Equipment			8,000,000		8,000,000		8,000,000
021500100100	Ministry of Agriculture	23010152	Purchase of Water Meters			150,000		150,000		150,000
021500100100	Ministry of Agriculture	23010155	Purchase of Survey Equipment		2,265,000.00	2,500,000		2,500,000	90.60	235,000
021500100100	Ministry of Agriculture	23010161	Procurement of Beds & Mattresses			50,000,000		50,000,000		50,000,000
021500100100	Ministry of Agriculture	23010164	Purchase of Incubator/Sterilizer		118,950,000.00	201,000,000		201,000,000	59.18	82,050,000
021500100100	Ministry of Agriculture	23010169	Purchase of Forestry Equipment			100,000,000		100,000,000		100,000,000
021500100100	Ministry of Agriculture	23010143	Procurement of Buffer Grains & Chemicals/Covid-19 P	104,661,660.00						
021500100100	Ministry of Agriculture	23010144	Purchase of Assorted Fertilizers (NPK, UREA, SSP)	124,918,500.00						
021500100100	Ministry of Agriculture	23010151	Purchase of Agro-Chemicals/Fishing Inputs	65,500.00						
021500100100	Ministry of Agriculture	23020101	Provision of Office Buildings			3,000,000		3,000,000		3,000,000
021500100100	Ministry of Agriculture	23020104	Provision of Housing			30,000,000		30,000,000		30,000,000
021500100100	Ministry of Agriculture	23020105	Provision of Water Facilities		2,178,000.00	95,000,000		95,000,000		92,822,000
021500100100	Ministry of Agriculture	23020106	Provision of Hospitals/Health Facilities		250,000,000.00	250,000,000		250,000,000		
021500100100	Ministry of Agriculture	23020113	Provision of Agricultural Facilities			30,000,000		30,000,000		30,000,000
021500100100	Ministry of Agriculture	23020116	Provision of Water Ways		1,837,700.00	2,500,000		2,500,000		662,300
021500100100	Ministry of Agriculture	23020133	Joint Project with Local Government			20,000,000		20,000,000		20,000,000
021500100100	Ministry of Agriculture	23020154	Drilling of Boreholes		74,142,000.00	200,000,000		200,000,000		125,858,000
021500100100	Ministry of Agriculture	23030104	Rehabilitation/Repairs - Water Facilities		65,000,000.00	60,000,000		60,000,000		-5,000,000
021500100100	Ministry of Agriculture	23020132	Federal-State Collaborative Programme	15,898,300.00						
021500100100	Ministry of Agriculture	23020132	Federal-State Collaborative Programme	227,698,643.80						
021500100100	Ministry of Agriculture	23020132	Agricultural Anchor Scheme	2,381,700.00						
021500100100	Ministry of Agriculture	23030104	Rehabilitation & Maintenance of 601 Boreholes in th	20,316,000.00						
			Sub-Total	495,940,303.80	527,171,806.90	1,153,600,000.00		1,153,600,000	45.70	626,428,193
021502100100	College of Agriculture, Science & Ted	23010105	Purchase of Motor Vehicles			35,000,000		35,000,000		35,000,000
021502100100	College of Agriculture, Science & Ted	23010108	Purchase of Buses			50,000,000		50,000,000		50,000,000
021502100100	College of Agriculture, Science & Ted	23010124	Purchase of Teaching/Learning Aid Equipment			13,000,000		13,000,000		13,000,000
021502100100	College of Agriculture, Science & Ted	23010127	Purchase of Agricultural Equipment			35,000,000		35,000,000		35,000,000
021502100100	College of Agriculture, Science & Ted	23020107	Construction/Provision of Public Schools			145,000,000		145,000,000		145,000,000
021502100100	College of Agriculture, Science & Ted	2320135	Perimeter Fencing of Public Schools		4,725,250	5,600,000		5,600,000	84.38	874,750
021502100100	College of Agriculture, Science & Ted	23030106	Rehabilitation/Repairs of Public Schools		86,705,523	118,000,000		118,000,000	73.48	31,294,477
			Sub-Total		91,430,773.11	401,600,000		401,600,000	22.77	310,169,227
021510200100	Nasarawa Agricultural Dev. Proj (NA	23010112	Purchase of Office Furniture & Fittings			700,000		700,000		700,000
021510200100	Nasarawa Agricultural Dev. Proj (NA	23010115	Purchase of Photocopying Machines			600,000		600,000		600,000
021510200100	Nasarawa Agricultural Dev. Proj (NA	23010119	Purchase of Power Generating Set			22,000,000		22,000,000		22,000,000
021510200100	Nasarawa Agricultural Dev. Proj (NA	23010127	Purchase of Agricultural Equipment			1,310,974,000		1,310,974,000		1,310,974,000
021510200100	Nasarawa Agricultural Dev. Proj (NA	23020113	Construction/Provision of Agricultural Facilities			700,000		700,000		700,000
021510200100	Nasarawa Agricultural Dev. Proj (NA	23030121	Rehabilitation/Repairs of Office Buildings			20,000,000		20,000,000		20,000,000
			Sub-Total		0.00	1,354,974,000		1,354,974,000		1,354,974,000

ADMIN CODE	MDA	ECONOMIC CODE	DESCRIPTION	2020 ACTUAL EXPENDITURE	2021 ACTUAL EXPENDITURE	2021 APPROVED BUDGET	SUPPLEMENTARY BUDGET 2021	2021 REVISED/ FINAL BUDGET	%TAGE ACHIEVED	VARIANCE
				N	N	N	N	N		N
022000100100	Min. of Finance & Economic Plannin	23010105	Purchase of Vehicles		8,761,426	40,000,000		40,000,000	21.90	31,238,574
022000100100	Min. of Finance & Economic Plannin	23010112	Purchase of Furniture & Fittings		8,273,954	15,000,000		15,000,000		6,726,046
022000100100	Min. of Finance & Economic Plannin	23010147	Pocurement of ICT Equipment			105,200,000		105,200,000		105,200,000
022000100100	Min. of Finance & Economic Plannin	23010112	Furnishing of MOF Complex	415,000						
022000100100	Min. of Finance & Economic Plannin	23010142	Purchase of Computer Systems/M & E Equipment	803,000						
022000100100	Min. of Finance & Economic Plannin	23020101	Construction/Provision of Office Buildings			15,000,000		15,000,000		15,000,000
022000100100	Min. of Finance & Economic Plannin	23030121	Rehabilitation/Repairs of Office Buildings		789,000	30,000,000		30,000,000	2.63	29,211,000
022000100100	Min. of Finance & Economic Plannin	23030121	Renovation of Office Complex	3,942,970						
022000100100	Min. of Finance & Economic Plannin	22040134	UNICEF Collaborative Projects Intervention							
022000100100	Min. of Finance & Economic Plannin	22040134	Community & Social Dev. Agency (CSDA)							
022000100100	Min. of Finance & Economic Plannin	22040134	NEWMAP Programme							
022000100100	Min. of Finance & Economic Plannin	22040134	REDD+ Programme							
022000100100	Min. of Finance & Economic Plannin	22040134	National Social Investment Programmes							
			Sub-Total	5,160,970.00	17,824,380.00	205,200,000		205,200,000	8.69	187,375,620
022000700100	Office of the Accountant-General	23010128	Purchase of Security Equipment		205,000.00	1,000,000		1,000,000	20.50	795,000
022000700100	Office of the Accountant-General		Construction of Vouchers Store							
022000700100	Office of the Accountant-General	23020101	Construction/Provision of Office Buildings		403,993,064.26	55,000,000		55,000,000		-348,993,064
022000700100	Office of the Accountant-General	23020127	Construction of ICT Infrastrures		100,318,125.00	60,000,000		60,000,000		-40,318,125
022000700100	Office of the Accountant-General	23020128	Computerization of Financial Management System							
			Sub-Total		504,516,189.26	116,000,000		116,000,000	434.93	-388,516,189
022000800100	Board of Internal Revenue Service	23010105	Purchase of Motor Vehicles			70,000,000		70,000,000		70,000,000
022000800100	Board of Internal Revenue Service	23010112	Furnishing of Office Headquarters			25,000,000		25,000,000		25,000,000
022000800100	Board of Internal Revenue Service	23010113	Purchase of Computers/Accessories/Printers			20,000,000		20,000,000		20,000,000
022000800100	Board of Internal Revenue Service	23010119	Purchase of Generator Set			50,000,000		50,000,000		50,000,000
022000800100	Board of Internal Revenue Service	23020101	Construction/Provision of Office Buildings			150,000,000		150,000,000		150,000,000
022000800100	Board of Internal Revenue Service	23020127	Construction of ICT Infrastructures			20,000,000		20,000,000		20,000,000
022000800100	Board of Internal Revenue Service	23030121	Rehabilitation/Repairs of Office Buildings		38,929,500.55	155,000,000		155,000,000	25.12	116,070,499
			Sub-Total		38,929,500.55	490,000,000		490,000,000	7.94	451,070,499
022200100100	Min. of Commerce, Industry & Coop	23010108	Purchase of Buses			40,000,000		40,000,000		40,000,000
022200100100	Min. of Commerce, Industry & Coop	23020124	Construction of Keffi Neighbourhood Market/Square	222,242,274.99						
022200100100	Min. of Commerce, Industry & Coop	23020118	Construction/Provision of Infrastructure		134,916,056.11	100,000,000		100,000,000	134.92	-34,916,056
022200100100	Min. of Commerce, Industry & Coop	23020124	Construction of Markets/Parks		1,004,922,017.12	1,500,000,000		1,500,000,000	66.99	495,077,983
022200100100	Min. of Commerce, Industry & Coop	23020127	Construction of ICT Infrastructures		17,163,070.84	15,000,000		15,000,000	114.42	-2,163,071
022200100100	Min. of Commerce, Industry & Coop	23020159	Development of Sewage Disposal Site			7,000,000		7,000,000		7,000,000
022200100100	Min. of Commerce, Industry & Coop	23020124	Construction of Cold Room in Neighbourhood Marke	15,842,125.48						
022200100100	Min. of Commerce, Industry & Coop	23020131	Industrial Development	3,100,500.00						
022200100100	Min. of Commerce, Industry & Coop	23030121	Rehabilitation/Repairs of Office Buildings		880,000.00	2,000,000		2,000,000	44.00	1,120,000
			Sub-Total	241,184,900.47	1,157,881,144.07	1,664,000,000		1,664,000,000	69.58	506,118,856
022201800100	N/S Investment & Dev. Agency	23010105	Purchase of Motor Vehicles			20,000,000		20,000,000		20,000,000
022201800100	N/S Investment & Dev. Agency	23010112	Purchase of Furniture & Fittings		5,615,352.77	6,000,000	4,000,000	10,000,000	56.15	4,384,647
022201800100	N/S Investment & Dev. Agency	23010114	Purchase of Computer Printers		32,000.00	4,500,000		4,500,000	0.71	4,468,000
022201800100	N/S Investment & Dev. Agency	23010119	Purchase of Generator Set			7,500,000		7,500,000		7,500,000
022201800100	N/S Investment & Dev. Agency	23010147	Pocurement of ICT Equipment			3,500,000		3,500,000		3,500,000
			Sub-Total		5,647,353	41,500,000	4,000,000	45,500,000		39,852,647

ADMIN CODE	MDA	ECONOMIC CODE	DESCRIPTION	2020 ACTUAL EXPENDITURE	2021 ACTUAL EXPENDITURE	2021 APPROVED BUDGET	SUPPLEMENTARY BUDGET 2021	2021 REVISED/ FINAL BUDGET	%TAGE ACHIEVED	VARIANCE
				N	N	N	N	N		N
022201800100	N/S Market Management Bureau	23010105	Purchase of Motor Vehicles			10,000,000		10,000,000		10,000,000
022201800100	N/S Market Management Bureau	23010113	Purchase of Computer			600,000		600,000		600,000
022201800100	N/S Market Management Bureau	23010114	Purchase of Computer Printers			750,000		750,000		750,000
022201800100	N/S Market Management Bureau	23010119	Purchase of Generator Set		120,000.00	1,500,000		1,500,000	8.00	1,380,000
022201800100	N/S Market Management Bureau	23020124	Construction of Markets/Parks			5,000,000		5,000,000		5,000,000
022201800100	N/S Market Management Bureau	23030124	Rehabilitation/Repairs - Markets/Parks			6,750,000		6,750,000		6,750,000
			Sub-Total		120,000.00	24,600,000		24,600,000	0.49	24,480,000
022900100100	Min. of Works, Housing & Transport	23010102	Purchase of Office Buildings		7,863,000.00	10,000,000		10,000,000	78.63	2,137,000
022900100100	Min. of Works, Housing & Transport	23010105	Purchase of Fire Fighting Vehicles	1,604,000.00	2,561,000.00	160,000,000		160,000,000	1.60	157,439,000
022900100100	Min. of Works, Housing & Transport	23010106	Equipping of Fire Service Stations	3,542,500.00						
022900100100	Min. of Works, Housing & Transport	23010129	Purchase of Industrial Equipment		2,000,000.00	8,500,000		8,500,000	23.53	6,500,000
022900100100	Min. of Works, Housing & Transport	23020101	Provision of Office Buildings		196,284,269.18	1,700,000,000		1,700,000,000	11.55	1,503,715,731
022900100100	Min. of Works, Housing & Transport	23020103	Electrical Intervention across the State	1,305,260.00		10,000,000		10,000,000		10,000,000
022900100100	Min. of Works, Housing & Transport	23020114	Construction of Kadarko-Aze Road							
022900100100	Min. of Works, Housing & Transport	23020114	Completion of Gitata - Panda Road							
022900100100	Min. of Works, Housing & Transport	23020114	Construction of Keana-Abuni Road							
022900100100	Min. of Works, Housing & Transport	23020114	Construction of Kadarko-Kwara Road							
022900100100	Min. of Works, Housing & Transport	23020114	Completion of New Fire Fighting Station in Lafia							
022900100100	Min. of Works, Housing & Transport	23020163	Construction of Bridges and Culverts Across the State	29,500,221.55		100,000,000		100,000,000		100,000,000
022900100100	Min. of Works, Housing & Transport	23020114	Construction of Roads across States	347,198,604.64	2,275,787,472.57	6,530,000,000		6,530,000,000		4,254,212,527
022900100100	Min. of Works, Housing & Transport	23020114	Construction of Public Buildings	104,706,620.53						
022900100100	Min. of Works, Housing & Transport	23020114	Construction of Presidential Lodge, Lafia							
022900100100	Min. of Works, Housing & Transport	23020117	Construction of an Airstrip in Lafia	12,521,368.92	347,101,131.15	700,000,000		700,000,000	49.59	352,898,869
022900100100	Min. of Works, Housing & Transport	23020114	Construction of Mararaba Udege Road	660,911,799.63						
022900100100	Min. of Works, Housing & Transport	23020114	Construction of Kwandere-Keffi Road	649,891,762.42						
022900100100	Min. of Works, Housing & Transport	23020114	Construction of Sisimbaki-Farin Ruwa Road	1,013,592,084.89						
022900100100	Min. of Works, Housing & Transport	23020114	Construction/Completion of N/S Liaison Office , Abuja							
022900100100	Min. of Works, Housing & Transport	23020114	Construction of Bus Terminal in Karu	1,559,863,040.28						
022900100100	Min. of Works, Housing & Transport	23020114	Construction of Bus Terminal in Lafia	574,002,935.51						
022900100100	Min. of Works, Housing & Transport	23020118	Construction/Provision of Infrastructure		1,001,330,985.34	1,700,000,000		1,700,000,000	58.90	698,669,015
022900100100	Min. of Works, Housing & Transport	23020114	Construction of Inter-City Roads Across the State							
022900100100	Min. of Works, Housing & Transport	23020114	Construction of 10nos Guests Houses in Lafia							
022900100100	Min. of Works, Housing & Transport	23030113	Rehabilitation/Repairs of Roads		52,471,597.47	300,000,000		300,000,000		247,528,403
022900100100	Min. of Works, Housing & Transport	23030113	Rehabilitation/Repairs - Power Generating Plant		10,517,000.00					-10,517,000
022900100100	Min. of Works, Housing & Transport	23030129	Routine Rehabilitation of Public Buildings	314,588,688.05	41,905,998.10	200,000,000		200,000,000	20.95	158,094,002
			Sub-Total	5,273,228,886.42	3,937,822,453.81	11,418,500,000		11,418,500,000	34.49	7,480,677,546
022900300100	Nasarawa Electricity Power Agency	23010101	Purchase/Acquisition of Land			100,000,000		100,000,000		100,000,000
022900300100	Nasarawa Electricity Power Agency	23010105	Purchase of Motor Vehicles			25,000,000		25,000,000		25,000,000
022900300100	Nasarawa Electricity Power Agency	23010128	Purchase of Security Equipment			13,000,000		13,000,000		13,000,000
022900300100	Nasarawa Electricity Power Agency	23010153	Purchase of Mobile Workshop & Accessories			5,000,000		5,000,000		5,000,000
022900300100	Nasarawa Electricity Power Agency	23010147	Procurement of Electrical Tools & Measuring Instrum	6,757,676						
022900300100	Nasarawa Electricity Power Agency	23010154	Purchase of Rig & Air Compressor Mounted on Truck		8,853,516.00	25,000,000		25,000,000	35.41	16,146,484
022900300100	Nasarawa Electricity Power Agency	23020103	Provision of Renewable Energy	29,331,500	266,341,244.77	450,000,000		450,000,000	59.19	183,658,755
022900300100	Nasarawa Electricity Power Agency	23020103	Electrification of Rural Communities across the State	82,125,200						
022900300100	Nasarawa Electricity Power Agency	23020103	Routine Repairs of Electrical Work of Public Buildings	7,710,039						
022900300100	Nasarawa Electricity Power Agency	23030102	Rehabilitation/Repairs - Electricity			10,000,000		10,000,000		10,000,000
022900300100	Nasarawa Electricity Power Agency	23030123	Rehabilitation/Repairs - Traffic/Street Lights			5,000,000		5,000,000		5,000,000
022900300100	Nasarawa Electricity Power Agency	23030125	Rehabilitation/Repairs - Power Generating Plants			10,000,000		10,000,000		10,000,000
			Sub-Total	125,924,415.25	275,194,760.77	643,000,000		643,000,000	42.80	367,805,239

ADMIN CODE	MDA	ECONOMIC CODE	DESCRIPTION	2020 ACTUAL EXPENDITURE	2021 ACTUAL EXPENDITURE	2021 APPROVED BUDGET	SUPPLEMENTARY BUDGET 2021	2021 REVISED/ FINAL BUDGET	%TAGE ACHIEVED	VARIANCE
				N	N	N	N	N		N
025210200100	Nasarawa State Water Board	23010105	Purchase of Motor Vehicles			25,000,000		25,000,000		25,000,000
025210200100	Nasarawa State Water Board	23010122	Purchase of Health/Medical Equipment		49,464,040	180,000,000		180,000,000	27.48	130,535,960
025210200100	Nasarawa State Water Board	23010139	Furnishing of Govt. Offices, Lodge and Liason Offices			2,000,000		2,000,000		2,000,000
025210200100	Nasarawa State Water Board	23020105	Construction/Provision of Water Facilities		80,553,807	100,000,000		100,000,000	80.55	19,446,193
025210200100	Nasarawa State Water Board	23030104	Rehabilities/Repairs - Water Facilities		81,297,151	227,000,000		227,000,000	35.81	145,702,849
025210200100	Nasarawa State Water Board	23010151	Purchase of Water Treatment Chemicals	103,192,500.00						
025210200100	Nasarawa State Water Board	23030104	Rehabilitation of Akwanga/Keffi Water Scheme (Mac	15,802,539.81						
025210200100	Nasarawa State Water Board	23030104	Rehabilitation of Nasarawa Water Supply Scheme	9,696,453.00						
025210200100	Nasarawa State Water Board	23030104	Rehabilitation of Nassarawa Eggon Water Supply Sch	3,740,000.00						
025210200100	Nasarawa State Water Board	23030104	Rehabilitation of Lafia Water Supply Scheme	7,103,114.93						
025210200100	Nasarawa State Water Board	23030104	Rehabilitation of Keana Water Supply Scheme	14,518,000.00						
025210200100	Nasarawa State Water Board	23030104	Rehabilitation of Obi Water Supply Scheme							
025210200100	Nasarawa State Water Board	23030104	Rehabilitation of Awe Water Supply Scheme	3,435,500.00						
025210200100	Nasarawa State Water Board	23030104	Rehabilitation of other Water Schemes	24,993,348.00						
			Sub-Total	182,481,455.74	211,314,998.80	534,000,000.00	-	534,000,000.00	39.57	322,685,001.20
025305600100	Nasarawa Urban Development Boar	23020114	Development of Lafia Township Roads Phase II	2,027,721,500						
025305600100	Nasarawa Urban Development Boar	23020114	Development of Other Urban Roads: Obi, Karu, Kean	431,176,899						
025305600100	Nasarawa Urban Development Boar	23010159	Purchase of Construction Equipment			10,000,000		10,000,000		10,000,000
025305600100	Nasarawa Urban Development Boar	23020114	Const. of Stanbit Bank Kurikyo Road & Other Lafia Township Road							
025305600100	Nasarawa Urban Development Boar	23020114	Construction of Lafia Western Bye-pass Road Phase I	144,123,951						
025305600100	Nasarawa Urban Development Boar	23020114	Construction of Adudu-Azara-Wuse-Plateau Boarder	197,933,949						
025305600100	Nasarawa Urban Development Boar	23020114	Construction/Provision of Roads		1,357,744,131	2,850,000,000		2,850,000,000		1,492,255,869
025305600100	Nasarawa Urban Development Boar	23020123	Construction/Provision of Traffic/Street Lights		120,989,451	140,000,000		140,000,000	86.42	19,010,549
025305600100	Nasarawa Urban Development Boar	23020124	Construction of Market/Parks		1,250,000	50,000,000		50,000,000	2.50	48,750,000
025305600100	Nasarawa Urban Development Boar	23020127	Construction of ICT Infrastructure		9,008,000	16,000,000		16,000,000	56.30	6,992,000
025305600100	Nasarawa Urban Development Boar	23030113	Rehabilitation/Repairs-Roads		6,633,353	50,000,000		50,000,000	13.27	43,366,647
025305600100	Nasarawa Urban Development Boar	23020114	Construction of Road from Agyaragun Tofa- Agyarag	171,245,962						
025305600100	Nasarawa Urban Development Boar	23020114	Construction of Angwan Hashimu-Karu Internationa	6,700,637						
025305600100	Nasarawa Urban Development Boar	23020114	Construction of Federal University Road Lafia	82,315,690						
025305600100	Nasarawa Urban Development Boar	23020114	Const. of Road & Drainage Network within the Penin	270,717,261						
			Sub-Total	3,331,935,848.47	1,495,624,934.55	3,116,000,000		3,116,000,000	48.00	1,620,375,065
025305700100	N/S Community & Social Dev. Agenc	23020105	Provision of Water through Boreholes & Tube Wells							
025305700100	N/S Community & Social Dev. Agenc	23020106	Provision of Health Facilities, Drugs & Equipment							
			Sub-Total							
026000100100	Ministry of Lands & Urban Dev.	23010102	Purchase of Office Buildings		96,962,370.00	2,000,000		2,000,000	4,848.12	-94,962,370
026000100100	Ministry of Lands & Urban Dev.	23010103	Purchase of Office Residential Buildings			10,000,000		10,000,000		10,000,000
026000100100	Ministry of Lands & Urban Dev.	23010112	Purchase of Office Furniture	1,858,000.00						
026000100100	Ministry of Lands & Urban Dev.	23010133	Purchase of Suerveying & Planning Equipment	11,626,250.00	1,100,100.00					-1,100,100
026000100100	Ministry of Lands & Urban Dev.	23020101	Construction/Provision of Office Buildings		54,113,978.00	315,000,000		315,000,000	17.18	260,886,022
026000100100	Ministry of Lands & Urban Dev.	23020118	Boundary Delineation/Perimeter Survey & Associate	10,893,500.00	1,107,000.00					-1,107,000
026000100100	Ministry of Lands & Urban Dev.	23020122	Compensation for Lands Acquired by Government	180,792,232.12						
			Sub-Total	205,169,982.12	153,283,448.00	327,000,000		327,000,000	46.88	173,716,552

ADMIN CODE	MDA	ECONOMIC CODE	DESCRIPTION	2020 ACTUAL EXPENDITURE	2021 ACTUAL EXPENDITURE	2021 APPROVED BUDGET	SUPPLEMENTARY BUDGET 2021	2021 REVISED/FINAL BUDGET	%TAGE ACHIEVED	VARIANCE
				N	N	N	N	N		N
026000200100	N/S Geographic Information Service	23010105	Purchase of Motor Vehicles			50,000,000		50,000,000		50,000,000
026000200100	N/S Geographic Information Service	23010107	Purchase of Trucks			10,000,000		10,000,000		10,000,000
026000200100	N/S Geographic Information Service	23010108	Purchase of Buses			30,000,000		30,000,000		30,000,000
026000200100	N/S Geographic Information Service	23010114	Purchase of Computers Printers			4,500,000		4,500,000		4,500,000
026000200100	N/S Geographic Information Service	23010119	Purchase of Power Generating Set			7,500,000		7,500,000		7,500,000
026000200100	N/S Geographic Information Service	23020107	Construction/Provision of Public Buildings		335,782,577	300,000,000	146,500,000	446,500,000	75.20	110,717,423
026000200100	N/S Geographic Information Service	23020118	Nasarawa Geographic Information Service	182,076,504						
026000200100	N/S Geographic Information Service	23030101	Rehabilitation/Repairs of Residential Building			1,500,000		1,500,000		1,500,000
			Sub-Total	182,076,504	335,782,577	403,500,000	146,500,000	550,000,000	61.05	214,217,423
			Total Capital Expenditure - Economic Sector	10,043,103,266.11	8,752,544,319.95	21,893,474,000	150,500,000	22,043,974,000	39.70	13,291,429,680
REF. NOTE 5	III. LAW AND JUSTICE SECTOR									
031801100100	Judicial Service Commission	23010104	Purchase of Motor Cycles			700,000		700,000		700,000
031801100100	Judicial Service Commission	23010105	Purchase of Official Vehicles	40,001,760.00	71,999,951.61	90,000,000		90,000,000	80.00	18,000,048
031801100100	Judicial Service Commission	23010108	Purchase of Bus			3,500,000		3,500,000		3,500,000
031801100100	Judicial Service Commission	23010112	Purchase of Furniture & Equipment			5,000,000		5,000,000		5,000,000
031801100100	Judicial Service Commission	23010113	Purchase of Computers	147,000.00	265,000.00	600,000		600,000	44.17	335,000
031801100100	Judicial Service Commission	23010115	Purchase of Photocopying Machine		350,000.00	1,500,000		1,500,000	23.33	1,150,000
031801100100	Judicial Service Commission	23010112	Furnishing of Office Complex	4,876,000.00						
031801100100	Judicial Service Commission	23010121	Furnishing of 6Nos Judges Residence	6,000,000.00	21,502,983.87	30,000,000		30,000,000	71.68	8,497,016
031801100100	Judicial Service Commission	23010119	Purchase 1No Mikano Generator Plant		4,650,000.00	5,000,000		5,000,000	93.00	350,000
031801100100	Judicial Service Commission	23010125	Purchase of Library Books & Equipment		704,200.00	3,000,000		3,000,000	23.47	2,295,800
031801100100	Judicial Service Commission		Landscaping of Office Complex	3,898,100.00						
031801100100	Judicial Service Commission	23020101	Construction of Office Complex	968,000.00	6,933,020.00	7,000,000		7,000,000	99.04	66,980
031801100100	Judicial Service Commission	23030101	Renovation/Furnishing of Judges Residence	6,000,000.00	21,481,583.87	30,000,000		30,000,000	71.61	8,518,416
			Sub-Total	61,890,860.00	127,886,739.35	176,300,000		176,300,000	72.54	48,413,261
032600100100	Ministry of Justice	23010108	Purchase of Bus			30,000,000		30,000,000		30,000,000
032600100100	Ministry of Justice	23010112	Purchase of Office Furniture & Fittings	2,880,000.00		4,000,000		4,000,000		4,000,000
032600100100	Ministry of Justice	23010113	Purchase of Computers			8,000,000		8,000,000		8,000,000
032600100100	Ministry of Justice	23010114	Purchase of Computers Printers			600,000		600,000		600,000
032600100100	Ministry of Justice	23010115	Purchase of Photocopying Machines			600,000		600,000		600,000
032600100100	Ministry of Justice	23010118	Purchase of Scanners			100,000		100,000		100,000
032600100100	Ministry of Justice	23010119	Purchase of Power Generating Set			2,500,000		2,500,000		2,500,000
032600100100	Ministry of Justice	23010125	Purchase of Library Books & Equipment			1,500,000		1,500,000		1,500,000
032600100100	Ministry of Justice	23030121	Rehabilitation/Repairs - Office Buildings			10,000,000		10,000,000		10,000,000
			Sub-Total	2,880,000.00		57,300,000		57,300,000		57,300,000
032600105100	High Court of Justice	23010105	Purchase of Vehicles for 16Nos Judges, 5Nos DCRs &	83,038,106.32	24,898,217.03	78,000,000		78,000,000	31.92	53,101,783
032600105100	High Court of Justice	23010113	Purchase of Computer Sets	1,063,000.00	8,315,090.47	20,000,000		20,000,000	41.58	11,684,910
032600105100	High Court of Justice	23010112	Procurement of Office Furniture & Equipment	132,872,000.00	3,268,112.50	200,000,000		200,000,000	1.63	196,731,888
032600105100	High Court of Justice	23010119	Purchase of 250KVA Generator Set	2,200,000.00	21,155,000.00	35,000,000		35,000,000	60.44	13,845,000
032600105100	High Court of Justice	23010125	Purchase of Books for High Court Library		2,085,000.00	30,000,000		30,000,000	6.95	27,915,000
032600105100	High Court of Justice	23020101	Construction of Court Complexes	295,250,000.00	78,167,415.00	160,000,000		160,000,000	48.85	81,832,585
032600105100	High Court of Justice	23030121	Renovation of Court Complexes	7,181,025.00						
032600105100	High Court of Justice	23030101	Renovation of Guest Houses	258,000.00	283,000.00	2,000,000		2,000,000	14.15	1,717,000
032600105100	High Court of Justice	23030121	Renovation of Magistrate & Area Courts in the State	200,000.00	84,822,800.00	85,000,000		85,000,000	99.79	177,200
032600105100	High Court of Justice	23030127	Rehabilitation/Repairs-ICT Infrastructures		918,000.00	10,000,000		10,000,000	9.18	9,082,000
			Sub-Total	522,062,131.32	223,912,635.00	620,000,000		620,000,000	36.11	396,087,365



ADMIN CODE	MDA	ECONOMIC CODE	DESCRIPTION	2020 ACTUAL EXPENDITURE	2021 ACTUAL EXPENDITURE	2021 APPROVED BUDGET	SUPPLEMENTARY BUDGET 2021	2021 REVISED/ FINAL BUDGET	%TAGE ACHIEVED	VARIANCE
				₦	₦	₦	₦	₦		₦
032605200100	Customary Court of Appeal	23010105	Purchase of Official Vehicles			18,000,000		18,000,000		18,000,000
032605200100	Customary Court of Appeal	23010106	Purchase of Vans			9,500,000		9,500,000		9,500,000
032605200100	Customary Court of Appeal	23010108	Purchase of Buses			9,500,000		9,500,000		9,500,000
032605200100	Customary Court of Appeal	23010112	Purchase of Office Furniture & Fittings			5,000,000		5,000,000		5,000,000
032605200100	Customary Court of Appeal	23010113	Purchase of Computers		150,000	3,000,000		3,000,000	5.00	2,850,000
032605200100	Customary Court of Appeal	23010114	Purchase of Computers Printers			5,500,000		5,500,000		5,500,000
032605200100	Customary Court of Appeal	23010115	Purchase of Photocopying Machines		55,000	3,000,000		3,000,000	1.83	2,945,000
032605200100	Customary Court of Appeal	23010119	Purchase of Power Generating Set			5,500,000		5,500,000		5,500,000
032605200100	Customary Court of Appeal	23010121	Purchase of Residential Furniture			16,242,600		16,242,600		16,242,600
032605200100	Customary Court of Appeal	23010123	Fire Fighting Equipment			6,500,000		6,500,000		6,500,000
032605200100	Customary Court of Appeal	23010125	Purchase of Library Books & Equipment			10,000,000		10,000,000		10,000,000
032605200100	Customary Court of Appeal	23010126	Purchase of Sporting/Games Equipment			4,000,000		4,000,000		4,000,000
032605200100	Customary Court of Appeal	23010138	Purchase of ID Card Machines			3,700,000		3,700,000		3,700,000
032605200100	Customary Court of Appeal	23010148	Purchase of Public Address System			2,000,000		2,000,000		2,000,000
032605200100	Customary Court of Appeal	23010156	Purchase of Sanatary Equipment			2,900,000		2,900,000		2,900,000
032605200100	Customary Court of Appeal	23020101	Construction/Provision of Office Building			50,000,000		50,000,000		50,000,000
032605200100	Customary Court of Appeal	23030101	Rehabilitation/Repairs of Residential Building			3,500,000		3,500,000		3,500,000
032605200100	Customary Court of Appeal	23030110	Rehabilitation/Repairs - Libraries			4,000,000		4,000,000		4,000,000
032605200100	Customary Court of Appeal	23030111	Rehabilitation/Repairs - Sporting Facilities			2,000,000		2,000,000		2,000,000
032605200100	Customary Court of Appeal	23030159	Distillation & Rehabilitation of Drainages			1,500,000		1,500,000		1,500,000
			Sub-Total		205,000.00	165,342,600		165,342,600	0.12	165,137,600
032605300100	Sharia Court of Appeal	23010105	Purchase of Motor Vehicles		3,000,032	36,000,000		36,000,000	8.33	32,999,968
032605300100	Sharia Court of Appeal	23010112	Purchase of Office Furniture & Fittings		8,738,581	1,000,000	9,000,000	10,000,000	87.39	1,261,419
032605300100	Sharia Court of Appeal	23010113	Purchase of Computers		300,016	1,000,000		1,000,000	30.00	699,984
032605300100	Sharia Court of Appeal	23010114	Purchase of Computers Printers			1,000,000		1,000,000		1,000,000
032605300100	Sharia Court of Appeal	23010119	Purchase of Power Generating Set			2,000,000		2,000,000		2,000,000
032605300100	Sharia Court of Appeal	23010125	Purchase of Library Books & Equipment			7,000,000		7,000,000		7,000,000
032605300100	Sharia Court of Appeal	23010128	Purchase of Security Equipment			500,000		500,000		500,000
032605300100	Sharia Court of Appeal	23020101	Construction/Provision of Office Building			100,000,000		100,000,000		100,000,000
032605300100	Sharia Court of Appeal	23020102	Construction/Provision of Residential Building			10,000,000		10,000,000		10,000,000
032605300100	Sharia Court of Appeal	23030121	Rehabilitation/Repairs - Office Buildings			10,000,000		10,000,000		10,000,000
			Sub-Total	0	12,038,629.04	168,500,000	9,000,000	177,500,000	6.78	165,461,371
			Total Capital Expenditure - Law & Justice	586,832,991.32	364,043,003	1,187,442,600	9,000,000	1,196,442,600	30.43	832,399,597
REF. NOTE 6	IV. SOCIAL SECTOR									
051300100100	Min. of Youth & Sports Development	23010108	Purchase of Buses			90,000,000		90,000,000		90,000,000
051300100100	Min. of Youth & Sports Development	23010119	Purchase of Power Generating Set			12,000,000		12,000,000		12,000,000
051300100100	Min. of Youth & Sports Development	23010122	Purchase of Health/Medical Equipment			3,000,000		3,000,000		3,000,000
051300100100	Min. of Youth & Sports Development	23010126	Purchase of Sporting Equipment	7,728,388.00	29,915,000.00	35,000,000		35,000,000	85.47	5,085,000
051300100100	Min. of Youth & Sports Development	23020154	Upgrading of Lafia Township Stadium	7,347,825.00						
051300100100	Min. of Youth & Sports Development	23020154	Drilling of Boreholes			2,000,000		2,000,000		2,000,000
051300100100	Min. of Youth & Sports Development	23030111	Rehabilitation/Repairs- Sporting Facilities		25,010,847.00	40,000,000		40,000,000	62.53	14,989,153
			Sub-Total	15,076,213.00	54,925,847.00	182,000,000		182,000,000	30.18	127,074,153
051400100100	Min. of Women Affairs & Social Dev	23010108	Purchase of Buses			12,000,000		12,000,000		12,000,000
051400100100	Min. of Women Affairs & Social Dev	23020118	Construction/Provision of Infrastructure			7,000,000		7,000,000		7,000,000
051400100100	Min. of Women Affairs & Social Dev	23020127	Establishment of ICU Comprising Computer Databan	3,668,880.00						
051400100100	Min. of Women Affairs & Social Dev	23020162	Establishment of Drug Abuse Rehabilitation Center			40,000,000		40,000,000		40,000,000
051400100100	Min. of Women Affairs & Social Dev	23020165	Construction of a New Women Multipurpose Plaza	335,500.00	99,500.00	30,000,000		30,000,000		29,900,500
051400100100	Min. of Women Affairs & Social Dev	23030158	Rehabilitation of Cassava Processing Centers			10,000,000		10,000,000		10,000,000
			Sub-Total	4,004,380.00	99,500.00	99,000,000		99,000,000	0.10	98,900,500

ADMIN CODE	MDA	ECONOMIC CODE	DESCRIPTION	2020 ACTUAL EXPENDITURE	2021 ACTUAL EXPENDITURE	2021 APPROVED BUDGET	SUPPLEMENTARY BUDGET 2021	2021 REVISED/FINAL BUDGET	%TAGE ACHIEVED	VARIANCE
				N	N	N	N	N		N
051400300100	N/State Rehabilitation Board	23010104	Purchase of Motor Cycles		4,680,000	2,000,000		2,000,000	234.00	-2,680,000
051400300100	N/State Rehabilitation Board	23010125	Purchase of Library Books & Equipment			3,000,000		3,000,000		3,000,000
051400300100	N/State Rehabilitation Board	23020101	Construction/Provision of Office Buildings		1,200,000.00	12,000,000		12,000,000	10.00	10,800,000
051400300100	N/State Rehabilitation Board	23020165	Construction of Multi-purpose Center	1,000,000.00		8,000,000		8,000,000		8,000,000
051400300100	N/State Rehabilitation Board	23030129	Renovation of Public Buildings		600,000.00	20,000,000		20,000,000	3.00	19,400,000
			Sub-Total	1,000,000.00	6,480,000	45,000,000		45,000,000	14.40	38,520,000
051700100100	Ministry of Education, Science & Ted	23010105	Purchase of Motor Vehicles			45,000,000		45,000,000		45,000,000
051700100100	Ministry of Education, Science & Ted	23010112	Purchase of Office Furniture & Equipment		125,196,450	415,000,000		415,000,000	30.17	289,803,550
051700100100	Ministry of Education, Science & Ted	23010113	Purchase of Computers		1,652,490	20,000,000		20,000,000	8.26	18,347,510
051700100100	Ministry of Education, Science & Ted	23010114	Purchase of Computers Printers		5,171,130	2,500,000		2,500,000	206.85	-2,671,130
051700100100	Ministry of Education, Science & Ted	23010119	Purchase of Power Generating Set			2,500,000		2,500,000		2,500,000
051700100100	Ministry of Education, Science & Ted	23010124	Instructional Materials	7,264,600.00	150,598,966.33	356,500,000		356,500,000	42.24	205,901,034
051700100100	Ministry of Education, Science & Ted	23010126	Purchase of Sporting/Games Equipment			7,500,000		7,500,000		7,500,000
051700100100	Ministry of Education, Science & Ted	23010160	Purchase of Textbooks	37,220,000.00		130,000,000		130,000,000		130,000,000
051700100100	Ministry of Education, Science & Ted	23010161	Procurement of Mattresses	27,750,000.00	1,548,000.00	20,000,000		20,000,000		18,452,000
051700100100	Ministry of Education, Science & Ted	23020105	Construction/Provision of Water Facilities			15,000,000		15,000,000		15,000,000
051700100100	Ministry of Education, Science & Ted	23020107	Construction/Provision of Public Schools		70,054,905.85	837,000,000		837,000,000	8.37	766,945,094
051700100100	Ministry of Education, Science & Ted	23020112	Construction/Provision of Sporting Facilities			5,000,000		5,000,000		5,000,000
051700100100	Ministry of Education, Science & Ted	23020156	Provision of Sanatary Latrines			15,000,000		15,000,000		15,000,000
051700100100	Ministry of Education, Science & Ted	23030104	Rehabilitation/Repairs- Water Facilities		45,700.00	7,500,000		7,500,000	0.61	7,454,300
051700100100	Ministry of Education, Science & Ted	23020118	Construction of Lafia Incubation Centre	13,070,416.16						
051700100100	Ministry of Education, Science & Ted	23030129	Rehabilitation of Classrooms in Public Schools	1,490,562.00	4,099,266.02	882,500,000		882,500,000	0.46	878,400,734
051700100100	Ministry of Education, Science & Ted	23030129	Rehabilitation of Hostels in Public Schools	109,825,308.76	20,631,925.79	1,150,000,000		1,150,000,000	1.79	1,129,368,074
051700100100	Ministry of Education, Science & Ted	23030129	Perimetre Fencing of Schools	8,176,693.77						
			Sub-Total	204,797,580.69	378,998,834.24	3,911,000,000		3,911,000,000	9.69	3,532,001,166
051700300100	N/State Universal Basic Educ. Board	23010105	Purchase of Motor Vehicles			60,000,000		60,000,000		60,000,000
051700300100	N/State Universal Basic Educ. Board	23010112	Purchase of Office Furniture & Equipment			10,000,000		10,000,000		10,000,000
051700300100	N/State Universal Basic Educ. Board	23010113	Purchase of Computers			15,000,000		15,000,000		15,000,000
051700300100	N/State Universal Basic Educ. Board	23010114	Purchase of Computers Printers			1,200,000		1,200,000		1,200,000
051700300100	N/State Universal Basic Educ. Board	23010119	Purchase of Power Generating Set			10,000,000		10,000,000		10,000,000
051700300100	N/State Universal Basic Educ. Board	23010124	Instructional Materials			300,000		300,000		300,000
051700300100	N/State Universal Basic Educ. Board	23010125	Purchase of Library Books & Equipment		25,714,874.11	1,500,000		1,500,000	1,714.32	-24,214,874
051700300100	N/State Universal Basic Educ. Board	23010126	Purchase of Sporting/Games Equipment			2,000,000		2,000,000		2,000,000
051700300100	N/State Universal Basic Educ. Board	23010143	Procurement of Digital Equipement			1,100,000		1,100,000		1,100,000
051700300100	N/State Universal Basic Educ. Board	23010153	Purchase of Mobile Workshop & Accessories			1,000,000		1,000,000		1,000,000
051700300100	N/State Universal Basic Educ. Board	23020118	Infrastructure Development - ECCDE	326,411,935.72						
051700300100	N/State Universal Basic Educ. Board	23020107	Construction/Provision of Public Schools		5,504,613,875.46	4,470,818,834		4,470,818,834	123.12	-1,033,795,042
051700300100	N/State Universal Basic Educ. Board	23020128	Construction of Warehouse			30,000,000		30,000,000		30,000,000
051700300100	N/State Universal Basic Educ. Board	23030121	Rehabilitation/Repairs of Office Buildings			35,000,000		35,000,000		35,000,000
051700300100	N/State Universal Basic Educ. Board	23050101	Research & Development			80,000,000		80,000,000		80,000,000
051700300100	N/State Universal Basic Educ. Board	22020501	Staff Development - ECCDE	16,620,033.06						
051700300100	N/State Universal Basic Educ. Board	23020118	Infrastructure Development Primary Schools	3,956,875,703.20						
051700300100	N/State Universal Basic Educ. Board	23010124	Instructional Materials - Primary Schools							
051700300100	N/State Universal Basic Educ. Board	22020501	Staff Development - Primary Schools	37,440,396.60						
051700300100	N/State Universal Basic Educ. Board	23020118	Infrastructure Development - JSS	1,935,788,849.76						
051700300100	N/State Universal Basic Educ. Board	23020118	School Library Development							
051700300100	N/State Universal Basic Educ. Board	23010124	Instructional Materials - JSS							
051700300100	N/State Universal Basic Educ. Board	22020501	Staff Development - JSS	18,720,198.30						
051700300100	N/State Universal Basic Educ. Board	23020118	Schools Laboratory Equipment							
051700300100	N/State Universal Basic Educ. Board	23020118	Infrastructure Development - Special Schools	322,631,478.98						
051700300100	N/State Universal Basic Educ. Board	23010124	Instructional Materials - Special Schools							
051700300100	N/State Universal Basic Educ. Board	22020501	Staff Development - Special Schools	16,620,033.06						
			Sub-Total	6,631,108,628.68	5,530,328,749.57	4,717,918,834		4,717,918,834	117.22	-812,409,916

ADMIN CODE	MDA	ECONOMIC CODE	DESCRIPTION	2020 ACTUAL EXPENDITURE	2021 ACTUAL EXPENDITURE	2021 APPROVED BUDGET	SUPPLEMENTARY BUDGET 2021	2021 REVISED/ FINAL BUDGET	%TAGE ACHIEVED	VARIANCE
				N	N	N	N	N		N
051701800100	Isa Mustapha Agwai Polytechnic, Lafia	23010105	Purchase of Motor Vehicles		20,000,000.00	20,000,000		20,000,000	100.00	
051701800100	Isa Mustapha Agwai Polytechnic, Lafia	23010112	Purchase/Furnishing of Offices for Accreditation purposes	1,443,000.00	30,000,000.00	30,000,000		30,000,000	100.00	
051701800100	Isa Mustapha Agwai Polytechnic, Lafia	23010124	Teaching/Learning Aids Equipment		13,000,000.00	13,000,000		13,000,000	100.00	
051701800100	Isa Mustapha Agwai Polytechnic, Lafia	23010125	Purchase of Library Books & Equipment	300,000.00	19,655,235.56	20,000,000		20,000,000	98.28	344,764
051701800100	Isa Mustapha Agwai Polytechnic, Lafia	23010126	Purchase of Sporting/Games Equipment	20,000.00	1,023,852.90	3,000,000		3,000,000	34.13	1,976,147
051701800100	Isa Mustapha Agwai Polytechnic, Lafia	23010159	Purchase of Construction Equipment		120,000,000.00	120,000,000		120,000,000	100.00	
051701800100	Isa Mustapha Agwai Polytechnic, Lafia	23020101	Construction of Departmental Buildings		330,000,000.00	330,000,000		330,000,000	100.00	
051701800100	Isa Mustapha Agwai Polytechnic, Lafia	23020107	Construction/Provision Public Schools		407,737,086.20	410,000,000		410,000,000	99.45	2,262,914
051701800100	Isa Mustapha Agwai Polytechnic, Lafia	23020112	Construction/Provision of Sporting Facilities		108,868,714.83	120,000,000		120,000,000	90.72	11,131,285
051701800100	Isa Mustapha Agwai Polytechnic, Lafia	23020118	Construction/Provision of Infrastructure		239,790,009.69	250,000,000		250,000,000	95.92	10,209,990
051701800100	Isa Mustapha Agwai Polytechnic, Lafia	23020154	Drilling of Boreholes		130,000.00	8,000,000		8,000,000	1.63	7,870,000
051701800100	Isa Mustapha Agwai Polytechnic, Lafia	23010142	Procurement of Plant and Equipment	79,492,720.51						
051701800100	Isa Mustapha Agwai Polytechnic, Lafia	23020101	Construction of School of Science Laboratory (TETFUND)	262,288,152.72						
051701800100	Isa Mustapha Agwai Polytechnic, Lafia	23020101	Construction of School of Communication Technology (TETFUND)	124,237,532.76						
051701800100	Isa Mustapha Agwai Polytechnic, Lafia	23020101	Construction of 3 Classroom Blocks (TETFUND)	2,369,287.55						
051701800100	Isa Mustapha Agwai Polytechnic, Lafia	23020108	Construction of Engineering Workshop	15,588,243.16						
051701800100	Isa Mustapha Agwai Polytechnic, Lafia		Refund of School Fees	87,142,598.92						
			Sub-Total	572,881,535.62	1,290,204,899.18	1,324,000,000		1,324,000,000	97.45	33,795,101
051701900100	College of Education, Akwanga	23010105	Purchase of Official Vehicles			20,000,000		20,000,000		20,000,000
051701900100	College of Education, Akwanga	23010112	Purchase of Office Furniture & Equipment			6,000,000		6,000,000		6,000,000
051701900100	College of Education, Akwanga	23010119	Purchase of Generating Plants			18,000,000		18,000,000		18,000,000
051701900100	College of Education, Akwanga	23010160	Purchase of Library Books (TETFund)	13,100,000.00	500,000.00	3,000,000		3,000,000		2,500,000
051701900100	College of Education, Akwanga	23020107	Construction/Provision of Public Schools		411,403,137.02	99,500,000		99,500,000	413.47	-311,903,137
051701900100	College of Education, Akwanga	23020118	Solar Energy Installation	64,375,364.80						
051701900100	College of Education, Akwanga	23020118	Installation of Online Database	4,713,788.69						
051701900100	College of Education, Akwanga	23010115	Furnishing of Home Economic Complex (TETFund)	67,633,131.95						
051701900100	College of Education, Akwanga	23010115	Furnishing of Library	2,000,000.00						
051701900100	College of Education, Akwanga	23010115	Construction of Home Economic Complex (TETFund)	243,075,872.50						
051701900100	College of Education, Akwanga	23020118	Construction of School of EducationComplex (TETFund)	187,424,121.91						
051701900100	College of Education, Akwanga	23020118	Construction of Undergraduate Buildings (TETFund)	118,673,943.48						
051701900100	College of Education, Akwanga	23030106	Rehabilitation of Hostels	16,124,127.50						
			Sub-Total	717,120,350.83	411,903,137.02	146,500,000		146,500,000	281.16	-265,403,137
051702100100	Nasarawa State University, Keffi	23010101	Acquisition of Land for Administrative Buildings	6,631,930.00						
051702100100	Nasarawa State University, Keffi	23010105	Purchase of Utility Vehicles	16,632,590.94	108,663,428.53	130,000,000	2,000,000	132,000,000	82.32	23,336,571
051702100100	Nasarawa State University, Keffi	23010113	Purchase of Computers		25,754,602.30	50,000,000	20,000,000	70,000,000	36.79	44,245,398
051702100100	Nasarawa State University, Keffi	23010125	Purchase of Library Books & Equipment		216,778,966.88	175,000,000		175,000,000	123.87	-41,778,967
051702100100	Nasarawa State University, Keffi	23010142	Purchase of Labrory Equipment	2,200,000.00						
051702100100	Nasarawa State University, Keffi	23010142	Purchase of Laboratory Equipment	1,317,000.00						
051702100100	Nasarawa State University, Keffi	23010112	Furnishing of Faculty/Admin Offices	5,939,300.00						
051702100100	Nasarawa State University, Keffi	23010113	Computer and Electrical Equipment	12,568,122.50						
051702100100	Nasarawa State University, Keffi	23020114	Roads and bridges	4,702,500.00						
051702100100	Nasarawa State University, Keffi	23020101	Construction/Provision of Office Buildings	0.00	999,987,876.04	790,000,000	210,000,000	1,000,000,000	100.00	12,124
051702100100	Nasarawa State University, Keffi	23020102	Construction/Provision of Residential Buildings	0.00		20,000,000		20,000,000		20,000,000
051702100100	Nasarawa State University, Keffi	23020118	Construction of 2Nos Lecture Theatres Halls	24,540,258.61						
051702100100	Nasarawa State University, Keffi	23020118	Construction of Physical Planning Dept.	17,657,008.01						
051702100100	Nasarawa State University, Keffi	23020118	Landscapping & Beautification of the University Premises	1,499,800.00						

ADMIN CODE	MDA	ECONOMIC CODE	DESCRIPTION	2020 ACTUAL EXPENDITURE	2021 ACTUAL EXPENDITURE	2021 APPROVED BUDGET	SUPPLEMENTARY BUDGET 2021	2021 REVISED/FINAL BUDGET	%TAGE ACHIEVED	VARIANCE
				₦	₦	₦	₦	₦		₦
051702100100	Nasarawa State University, Keffi	23020111	Construction of New Library (Phase II & III)	52,315,055.84	3,767,238.65					-3,767,239
051702100100	Nasarawa State University, Keffi	23020118	Construction of Faculty of Agriculture Office Complex	26,892,485.7						
051702100100	Nasarawa State University, Keffi	23020107	Construction/Provision of Public Schools		1,035,767,408.0	910,000,000		910,000,000	113.82	-125,767,408
051702100100	Nasarawa State University, Keffi	23020118	Construction of Faculty of Environmental Sciences	61,969,475.9						
051702100100	Nasarawa State University, Keffi	23020118	Construction of Moot Court	5,871,151.6						
051702100100	Nasarawa State University, Keffi	23020118	Construction of Mass Communication Studio	1,114,379.7						
051702100100	Nasarawa State University, Keffi	23020119	Construction of Faculty of Engineering (TETFUND)	8,874,575.0						
051702100100	Nasarawa State University, Keffi	23020118	Centre for Entrepreneurship/ICT Centre	68,857,358.3						
051702100100	Nasarawa State University, Keffi	23020105	Provision of Water Facilities	2,424,750.0	2,537,850.0	10,000,000		10,000,000	25.38	7,462,150
051702100100	Nasarawa State University, Keffi	23020114	Provision of Roads		13,521,623.4	50,000,000		50,000,000	27.04	36,478,377
051702100100	Nasarawa State University, Keffi	23020119	Provision of Recreational Facilities		5,000,000.0	50,000,000		50,000,000	10.00	45,000,000
051702100100	Nasarawa State University, Keffi	23020123	Provision of Street Lighting		15,000,000.0	10,000,000		10,000,000	150.00	-5,000,000
051702100100	Nasarawa State University, Keffi	23030105	Construction of Infrastructures			20,000,000		20,000,000		20,000,000
051702100100	Nasarawa State University, Keffi	23030106	Rehabilitation of Building Structure (TETFUND)	34,238,607.6						
051702100100	Nasarawa State University, Keffi	23030101	Rehabilitation/Repairs - Residential Buildings		50,477,252.0	50,000,000		50,000,000	100.95	-477,252
051702100100	Nasarawa State University, Keffi	23030103	Rehabilitation/Repairs - Housing			50,000,000		50,000,000		50,000,000
051702100100	Nasarawa State University, Keffi	23030106	Rehabilitation/Repairs - Public Schools		81,615,850.0	110,000,000	200,533,727	310,533,727	26.28	228,917,877
			Sub-Total	356,246,349.68	2,558,872,095.79	2,425,000,000	432,533,727	2,857,533,727	89.55	298,661,631
051705400100	Teachers Service Commission	23020105	Construction of Office Complex		1,000,000.00	47,500,000		47,500,000	2.11	46,500,000
			Sub-Total		1,000,000.00	47,500,000		47,500,000		46,500,000
051705500200	Vocational & Relevant Technology	23010105	Purchase of Official Vehicles			500,000		500,000		500,000
051705500200	Vocational & Relevant Technology	23010112	Purchase of Office Furniture & Equipent			3,000,000		3,000,000		3,000,000
051705500200	Vocational & Relevant Technology	23010119	Purchase of Generating Plants			2,000,000		2,000,000		2,000,000
051705500200	Vocational & Relevant Technology	23010124	Teaching/Learning Aids Equipment			16,000,000		16,000,000		16,000,000
051705500200	Vocational & Relevant Technology	23020107	Construction/Provision of Public Schools			12,000,000		12,000,000		12,000,000
051705500200	Vocational & Relevant Technology	23030106	Rehabilitation/Repairs - Public Schools			10,000,000		10,000,000		10,000,000
051705500200	Vocational & Relevant Technology	23030121	Renovation of Doma Center Workshop	2,203,450.00						
			Sub-Total	2,203,450.00		43,500,000		43,500,000		43,500,000
051700800100	N/S Bureau for ICT (Library Board)	23010102	Purchase of Office Building		8,203,000	36,000,000		36,000,000	22.79	27,797,000
051700800100	N/S Bureau for ICT (Library Board)	23020111	Construction/Provision of Libraries			18,000,000		18,000,000		18,000,000
051700800100	N/S Bureau for ICT (Library Board)	23030129	Renovation of Public Buildings			8,000,000		8,000,000		8,000,000
			Sub-Total		8,203,000.00	62,000,000		62,000,000	13.23	53,797,000
051705600100	Scholarship Board	23010105	Purchase of Official Vehicles			40,000,000		40,000,000		40,000,000
			Sub-Total			40,000,000		40,000,000		40,000,000
052100100100	Ministry of Health	23010105	Purchase of Motor Vehicles			6,000,000		6,000,000		6,000,000
052100100100	Ministry of Health	23010108	Purchase of Buses			50,000,000		50,000,000		50,000,000
052100100100	Ministry of Health	23010112	Purchase of Office Furniture & Equipment			2,000,000		2,000,000		2,000,000
052100100100	Ministry of Health	23010112	Purchase of Health & Medical Equipment			20,000,000		20,000,000		20,000,000
052100100100	Ministry of Health	23010122	Purchase of Hospital Equipment			200,000,000		200,000,000		200,000,000
052100100100	Ministry of Health	23020106	Construction/Provision of Hospital/Health Facilities		10,667,523.04	270,961,792		270,961,792	3.94	260,294,269
052100100100	Ministry of Health	23020118	Const. of Covid-19 Surveillance Quarantine & Isolatic	241,993,528.00						
052100100100	Ministry of Health	23020118	Construction of Research Laboratory	247,423,991.76	50,386,787.35	260,000,000		260,000,000	19.38	209,613,213
052100100100	Ministry of Health	23030105	Rehabilitation/Repairs - Hospital/Health Facilities			80,000,000		80,000,000		80,000,000
			Sub-Total	489,417,519.76	61,054,310.39	888,961,792		888,961,792	6.87	827,907,482



ADMIN CODE	MDA	ECONOMIC CODE	DESCRIPTION	2020 ACTUAL EXPENDITURE	2021 ACTUAL EXPENDITURE	2021 APPROVED BUDGET	SUPPLEMENTARY BUDGET 2021	2021 REVISED/ FINAL BUDGET	%TAGE ACHIEVED	VARIANCE
				₦	₦	₦	₦	₦		₦
053500100100	Min. of Environ. & Natural Resource	23010105	Purchase of Motor Vehicles			40,000,000		40,000,000		40,000,000
053500100100	Min. of Environ. & Natural Resource	23010112	Purchase of Office Furniture & Equipment			10,000,000		10,000,000		10,000,000
053500100100	Min. of Environ. & Natural Resource	23010113	Purchase of Computers			1,000,000		1,000,000		1,000,000
053500100100	Min. of Environ. & Natural Resource	23010147	Procurement of ICT Equipment		950,000.00	5,000,000		5,000,000	19.00	4,050,000
053500100100	Min. of Environ. & Natural Resource	23010156	Purchase of Sanitary Equipment			15,000,000		15,000,000		15,000,000
053500100100	Min. of Environ. & Natural Resource	23010169	Purchase of Forestry Equipment		2,000,000.00	33,000,000		33,000,000	6.06	31,000,000
053500100100	Min. of Environ. & Natural Resource	23030159	Distillation & Rehabilitation of Drainages			20,000,000		20,000,000		20,000,000
053500100100	Min. of Environ. & Natural Resource	23040101	Tree Planting			2,000,000		2,000,000		2,000,000
053500100100	Min. of Environ. & Natural Resource	23040102	Erosion & Flood Control		340,479,977.91	2,216,387,700		2,216,387,700	15.36	1,875,907,722
053500100100	Min. of Environ. & Natural Resource	23040104	Industrial Pollution Prevention & Control			164,000,000		164,000,000		164,000,000
053500100100	Min. of Environ. & Natural Resource	23040104	NEWMAP Activities	45,888,000.00						
			Sub-Total	45,888,000.00	343,429,977.91	2,506,387,700		2,506,387,700	13.70	2,162,957,722
053501600100	Environmental Protection Agency	23010105	Purchase of Motor Vehicles			15,000,000		15,000,000		15,000,000
053501600100	Environmental Protection Agency	23010112	Purchase of Office Furniture & Equipment		1,100,000.00	1,500,000		1,500,000	73.33	400,000
053501600100	Environmental Protection Agency	23020101	Construction/Provision of Office Buildings		7,050,000.00	10,000,000		10,000,000	70.50	2,950,000
053501600100	Environmental Protection Agency	23030101	Rehabilitation/Repairs - Residential Buildings			6,000,000		6,000,000		6,000,000
					8,150,000.00	32,500,000		32,500,000		24,350,000
053505300100	N/S Waste Management Bureau	23010105	Purchase of Motor Vehicles		1,900,000.00	15,000,000		15,000,000	12.67	13,100,000
053505300100	N/S Waste Management Bureau	23010107	Purchase of Trucks		17,114,000.00	100,000,000		100,000,000	17.11	82,886,000
053505300100	N/S Waste Management Bureau	23010156	Purchase of Sanitary Equipment		3,000,000.00	63,000,000		63,000,000	4.76	60,000,000
053505300100	N/S Waste Management Bureau	23030121	Rehabilitation/Repairs - Office Buildings	11,304,522.00		40,000,000		40,000,000	28.26	28,695,478
053505300100	N/S Waste Management Bureau	23040105	Water Pollution Prevention & Control		5,847,550.00	10,000,000		10,000,000	58.48	4,152,450
					39,166,072.00	228,000,000		228,000,000	121	188,833,928
055100100100	Min. for Local Govt., CD & Chieftanc	23010105	Purchase of Motor Vehicles			20,000,000		20,000,000		20,000,000
055100100100	Min. for Local Govt., CD & Chieftanc	23010105	Purchase of 1No. Photocopier		320,000.00	1,000,000		1,000,000	32.00	680,000
055100100100	Min. for Local Govt., CD & Chieftanc	23020101	Construction/Provision of Office Buildings			16,000,000		16,000,000		16,000,000
055100100100	Min. for Local Govt., CD & Chieftanc	23020111	Construction/Provision of Libraries			2,000,000		2,000,000		2,000,000
055100100100	Min. for Local Govt., CD & Chieftanc	23030101	Rehabilitation/Repairs of Residential Buildings			20,000,000		20,000,000		20,000,000
055100100100	Min. for Local Govt., CD & Chieftanc	23030121	Rehabilitation/Repairs of Office Buildings			3,000,000		3,000,000		3,000,000
055100100100	Min. for Local Govt., CD & Chieftanc	23030129	Renovation of Public Buildings			10,000,000		10,000,000		10,000,000
			Sub-Total		320,000.00	72,000,000		72,000,000	0.44	71,680,000
055105700100	Community & Social Dev. Agency	23010102	Purchase of Office Buildings			3,000,000		3,000,000	0.00	3,000,000
055105700100	Community & Social Dev. Agency	23020101	Construction/Provision of Office Buildings		157,300,629.80	1,340,000,000		1,340,000,000	11.74	1,182,699,370
			Sub-Total		157,300,629.80	1,343,000,000		1,343,000,000	12	1,185,699,370
055105800100	N/S Bureau for Rural Instructure	23010105	Purchase of Motor Vehicles			25,000,000		25,000,000		25,000,000
055105800100	N/S Bureau for Rural Instructure	23010112	Purchase of Office Furniture & Equipment		7,482,000.00	2,000,000		2,000,000	374.10	-5,482,000
055105800100	N/S Bureau for Rural Instructure	23010129	Purchase of Industrial Equipment		10,250,000.00	130,000,000		130,000,000	7.88	119,750,000
055105800100	N/S Bureau for Rural Instructure	23020114	Construction & Provision of Roads		348,296,731.37	1,000,000,000		1,000,000,000	34.83	651,703,269
055105800100	N/S Bureau for Rural Instructure	23020125	Construction of Power Generating Plant			550,000,000		550,000,000		550,000,000
055105800100	N/S Bureau for Rural Instructure	23030102	Rehabilitation/Repairs - Electricity			100,000,000		100,000,000		100,000,000
055105800100	N/S Bureau for Rural Instructure	23030113	Rehabilitation/Repairs - Roads		101,073,770.00	250,000,000		250,000,000	40.43	148,926,230
			Sub-Total		467,102,501.37	2,057,000,000		2,057,000,000	22.71	1,589,897,499
			Total Social Sector	9,059,871,008	11,579,420,445.52	21,333,988,326	432,533,727	21,766,522,053	53.20	10,187,101,607
			Grand Total Capital Expenditure	24,061,174,796.16	22,584,117,345.62	48,285,054,926	2,354,458,077	50,639,513,003	44.60	28,096,839,799

**NASARAWA STATE GOVERNMENT OF NIGERIA**

**REFERENCE (SUPPLEMENTARY) NOTES TO THE FINANCIAL STATEMENTS FOR THE YEAR ENDED 31ST DECEMBER, 2021**

<b>REF. NOTE 7</b>	<b>STATEMENT OF EXTERNAL/INTERNAL LOANS PRINCIPAL, REPAYMENTS &amp; INTEREST CHARGES</b>	<b>YEAR 2021</b>		<b>YEAR</b>
<b>REF. Note 7 A</b>	<b>EXTERNAL LOANS: PRINCIPAL REPAYMENTS/INTERESTS</b>	<b>PRINCIPAL</b>	<b>INTEREST</b>	<b>PRINCIPAL</b>
		<b>₦</b>	<b>₦</b>	<b>₦</b>
	1. Nasarawa State - Plateau State Water Project (CHF)	4,791,527.32	757,682.48	3,873,112.55
	2. Nasarawa State - Plateau State Water Project (USD)	19,678,121.65	3,111,639.03	15,267,407.50
	3. Nasarawa State - Plateau State Water Project - (EUR) -ADF	5,292,915.00	846,886.53	3,713,508.79
	4. Nasarawa State Health System Development Project I - (IDA)	17,061,964.40	3,845,880.07	14,991,491.34
	5. Nasarawa State Community Based Urban Dev. Project - (IDA)	142,856,298.38	42,900,349.21	125,519,308.23
	6. Nasarawa State HIV/AIDS Programme - (IDA)	87,404,574.59	13,229,022.33	50,832,193.27
	7. Nasarawa State Community & Social Dvelopment Project - (IDA)	38,271,002.24	13,609,286.15	33,454,265.00
	8. Nasarawa State Third Fadama Projctcs - (IDA)	56,723,916.32	18,245,431.20	46,226,418.04
	9. Nasarawa State Health System Development Project II - (IDA)	27,242,818.05	10,013,622.51	23,936,603.15
	10. Nasarawa State Health Investment Project - (IDA)	-	75,985,957.13	-
	<b>TOTAL</b>	<b>399,323,137.95</b>	<b>182,545,756.64</b>	<b>317,814,307.87</b>
<b>REF. Note 7 B</b>	<b>INTERNAL LOANS: PRINCIPAL REPAYMENT 2021</b>	<b>I</b>	<b>II</b>	<b>III</b>
		<b>₦</b>	<b>₦</b>	<b>₦</b>
	(1) 5BN - Security and Exchange Bond			
	(2) 5BN - State Bond		401,472,810.03	433,972,034.00
	(3) 3.9BN - Salary Bailout - Fidelity Bank Plc			27,907,498.06
	(4) 10BN - Infrastructural Dev. Loan (ECA) - Access Bank Plc			63,818,120.18
	(5) Budget Support Facility			71,425,078.88
	<b>TOTAL</b>	<b>-</b>	<b>401,472,810.03</b>	<b>163,150,697.12</b>
<b>REF. Note 7 C</b>	<b>INTERNAL LOANS: INTEREST PAYMENT 2021</b>			
	(1) 5BN - Security and Exchange Bond			
	(2) 5BN - State Bond		346,870,679.42	314,371,455.45
	(3) 3.9BN - Salary Bailout - Fidelity Bank Plc			75,087,065.03
	(4) 10BN - Infrastructural Dev. Loan (ECA) - Access Bank Plc			206,099,666.60
	(5) Budget Support Facility			393,299,274.36
	<b>TOTAL</b>	<b>-</b>	<b>346,870,679.42</b>	<b>674,486,005.99</b>
	<b>G/Total - External &amp; Internal Loans Interests 2021</b>			

**REFERENCE (SUPPLEMENTARY) NOTES TO THE FINANCIAL STATEMENTS FOR THE YEAR ENDED 31ST DECEMBER, 2021**

<b>REF. Note 7 D</b>	<b>INTERNAL LOANS: PRINCIPAL REPAYMENT 2020</b>	<b>I</b>	<b>II</b>	<b>III</b>	<b>IV</b>
		<b>₦</b>	<b>₦</b>	<b>₦</b>	<b>₦</b>
	(1) 5BN - Security and Exchange Bond	474,111,198.54		509,669,538.42	
	(2) 5BN - State Bond		343,593,489.45		371,407,282.42
	(3) 3.9BN - Salary Bailout - Fidelity Bank Plc		27,322,766.90		
	(4) 10BN - Infrastructural Dev. Loan (ECA) - Access Bank Plc		63,818,120.18		
	(5) Budget Support Facility	-	29,663,958.32	-	-
	<b>TOTAL</b>	<b>474,111,198.54</b>	<b>464,398,334.85</b>	<b>509,669,538.42</b>	<b>371,407,282.42</b>
<b>REF. Note 7 E</b>	<b>INTERNAL LOANS: INTEREST PAYMENT 2020</b>				
	(1) 5BN - Security and Exchange Bond	114,875,661.81		79,317,321.92	
	(2) 5BN - State Bond		404,750,000.00		376,936,107.03
	(3) 3.9BN - Salary Bailout - Fidelity Bank Plc		75,671,796.18		
	(4) 10BN - Infrastructural Dev. Loan (ECA) - Access Bank Plc		206,099,666.56		
	(5) Budget Support Facility	-	428,037,579.91	-	-
	<b>TOTAL</b>	<b>114,875,661.81</b>	<b>1,114,559,042.65</b>	<b>79,317,321.92</b>	<b>376,936,107.03</b>
	<b>G/Total - External &amp; Internal Loans Interests 2019</b>				
<b>REF. Note 7 F</b>	<b>EXTERNAL LOANS: OUTSTANDING</b>	<b>YEAR 2021</b>		<b>YEAR</b>	
	<b>EXCHANGE RATE USED</b>	<b>₦410.16:1USD</b>		<b>₦380</b>	
		<b>USD</b>	<b>NAIRA</b>	<b>USD</b>	
	1. Nasarawa State - Plateau State Water Project (CHF)	230,152.23	94,399,238.49	241,819.73	
	2. Nasarawa State - Plateau State Water Project (USD)	885,463.57	363,181,737.81	933,379.47	
	3. Nasarawa State - Plateau State Water Project - (EUR) -ADF	219,743.67	90,130,063.26	232,631.41	
	4. Nasarawa State Health System Development Project I - (IDA)	1,207,651.65	495,330,400.23	1,249,196.90	
	5. Nasarawa State Community Based Urban Dev. Project - (IDA)	13,565,095.20	5,563,859,448.13	13,912,944.95	
	6. Nasarawa State HIV/AIDS Programme - (IDA)	4,059,386.11	1,664,997,806.74	4,272,140.08	
	7. Nasarawa State Community & Social Development Project - (IDA)	4,251,850.30	1,743,938,920.92	4,345,038.58	
	8. Nasarawa State Third Fadama Projects - (IDA)	5,731,984.64	2,351,030,819.44	5,870,105.70	
	9. Nasarawa State Health System Development Project II - (IDA)	3,178,400.19	1,303,652,623.23	3,244,735.43	
	10. Nasarawa State Health Investment Project - (IDA)	24,288,491.86	9,962,167,821.30	24,288,491.86	
		-	-	-	
	<b>Total</b>	<b>57,618,219.42</b>	<b>23,632,688,879.55</b>	<b>58,590,484.11</b>	



<b>2020</b>
<b>INTEREST</b>
<b>₦</b>
636,967.58
2,512,085.17
615,960.43
3,483,230.23
38,565,488.47
11,909,301.97
12,139,246.29
15,170,277.29
8,964,518.43
66,571,581.38
<b>160,568,657.24</b>
<b>TOTAL</b>
<b>₦</b>
-
835,444,844.03
58,281,765.14
118,777,637.68
495,517,521.59
<b>1,508,021,768.44</b>
-
661,242,134.87
147,707,360.98
421,057,935.86
426,908,369.88
<b>1,656,915,801.59</b>
<b>1,839,461,558.23</b>

<b>TOTAL</b>
<b>₦</b>
983,780,736.96
715,000,771.87
27,322,766.90
63,818,120.18
29,663,958.32
<b>1,819,586,354.23</b>
194,192,983.73
781,686,107.03
75,671,796.18
206,099,666.56
428,037,579.91
<b>1,685,688,133.41</b>
<b>1,846,256,790.65</b>
<b>2020</b>
<b>:1USD</b>
<b>NAIRA</b>
91,891,497.40
354,684,198.60
88,399,935.80
474,694,822.00
5,286,919,081.00
1,623,413,230.40
1,651,114,660.40
2,230,640,166.00
1,232,999,463.40
9,229,626,906.80
-
<b>22,264,383,961.80</b>

<b>NASARAWA STATE GOVERNMENT OF NIGERIA</b>					
<b>REFERENCE (SUPPLEMENTARY) NOTES TO THE FINANCIAL STATEMENTS FOR THE YEAR ENDED 31ST DECEMBER, 2021</b>					
<b>8</b>	<b>DETAILS OF DOMESTIC GRANTS/DONATIONS RECEIVED</b>			<b>YEAR 2021</b>	<b>YEAR 2020</b>
	<b>MDAs</b>	<b>DETAILS</b>	<b>AMOUNT</b>	<b>AMOUNT</b>	
			<b>₦</b>	<b>₦</b>	
i	Min. Finance, Budget & Economic Planning	Corporate/Individuals COVID-19 Response Grants		118,852,141.58	
ii	Min. Finance, Budget & Economic Planning	CBN Covid-19 Grant		1,000,000,000.00	
iii	Min. Finance, Budget & Economic Planning	SFTAS Grant	2,854,390,000.00	4,408,000,000.00	
iv	Min. Finance, Budget & Economic Planning	UNICEF	193,540,684.71		
v	CRF - Office of the Accountant General	Capital Development Fund	3,007,180,452.14		
vi	N/S Independent Electoral Commission	Local Governmemnts Contributions	330,000,000.00		
vii	Primary Healthcare Development Agency	Local Govt. Contribution to Primary Healthcare	170,520,450.17		
viii	Ministry of Environment & Natural Resources	Ecological Fund	22,750,783.46		
ix	State Emergency Management Agency		2,130,000.00		
x	Nasarawa State Universal Basic Education	Federal Government Grant	5,672,229,355.36	2,219,156,231.16	
xi	Ministry of Health	Save One Million Lives (SOML) Programme		2,500,000.00	
xii	Nasarawa State University, Keffi	TETFund Intervention (FGN)	2,200,699,847.54	1,634,185,572.33	
xiii	College of Education, Akwanga	TETFund Intervention (FGN)	409,259,637.52	1,106,718,517.92	
xiv	Isa Mustapha Agwai Polytechnic, Lafia	TETFund Intervention (FGN)	1,201,389,173.10	177,370,393.19	
xv	Isa Mustapha Agwai Polytechnic, Lafia	NSHIP/DFP Assistance		1,053,432.91	
xvi	Hospitals Management Board	Performance Based Financing to General Hospitals	125,350,368.75	172,321,869.76	
xvii	Hospitals Management Board	Decentralized Facility Financing to Gen. Hospitals		63,108,482.20	
xviii	Hospitals Management Board	National Health Insurance Scheme to Gen. Hospitals		96,872,857.16	
xix	Hospitals Management Board	Equitable Health Access Initiative		5,838,000.00	
xx	Hospitals Management Board	Institute of Human Virology of Nigeria		8,770,000.00	
	<b>Total</b>		<b><u>16,189,440,752.75</u></b>	<b><u>11,014,747,498.21</u></b>	